

**PROJECT: TATA CPRR / KEC METRO CMRL / DPJ  
NHAI / TES NHAI / NEWRY / TATA SIPCOT**

***HSE INDUCTION & ORIENTATION***

***FOR***

***NEW EMPLOYEES***

Doc No:	SSG / HSSE 002 / 18922 / I & O / 002
Rev. 00:	Date: 18 / 09 / 2022

**SAFE STONES ENGINEERING AND PROJECT PVT LTD**

**SAFE STONE COMMODITIES PVT LTD**

**SAFE STONE INFRA EQUIPMENTS PVT LTD**



 <b>Project In-charge / HSSE Dy. Manager</b>	 <b>Adhi.k.swamy GM Operation – SSG</b>	 <b>Suresh Sukumaran Chief Executive Officer SSG</b>
<b>Prepared By</b>	<b>Review By</b>	<b>Approved By</b>

## SAFETY INDUCTION & ORIENTATION

S.NO	CONTENT	PAGE.NO
1.	Why Induction Required, Definition, The Challenges Ahead	3
2.	What is Hazard, What is Safety	4
3.	Hazards Hierarchy of Controls	5
4.	Site Hazards – Significant Hazards	6
5.	Risk - Diagram	7
6.	General Principles of Accident Prevention	8
7.	Accidents Affects Everyone	9
8.	Heinrich's Theorems	10
9.	Commitment	11
10.	Do;s & DON'Ts	12
11.	PPE	13
12.	PPE – Safe Worker	14
13.	Always Check Your PPE	15-22
14.	IS Codes on HSE	23-24
15.	Fire Hazard in SSG and Protective Equipment	25-27
16.	Fire Fighting Systems & Prevention	28-29
17.	Near Miss Safety Triangle	30
18.	What is Safe Work Permit System	31
19.	Safety Work Practices Excavation, Shoring	32-37
20.	Safety Work Practices Sign & Barricades Etc..	38-79
21.	Safety Work Practices - Electrical	80 - 86
22.	Safety Work Practices - Housekeeping	87 -94
23.	Waste Management	95
24.	Gas Cylinder Safety	96
25.	Welding and Cutting	97 - 102
26.	Drinking Water, Sanitary, Transport Vehicular Safety	106 - 110
27.	Site Housekeeping	111
28.	First Aid	112



*A. [Signature]*

*[Signature]*

*S. Praveen Sanyal*

*Ar. Khan N. Mohd  
Heja Sushma*



# SAFETY INDUCTION & ORIENTATION

TATA CHENNAI PHERIPHERAL RING ROAD PROJECT



Tamil Nadu Road Development Company Ltd.

CHENNAI BANGALORE EXPRESS WAY PROJECT



DP JAIN

CHENNAI METRO RAIL PROJECT



KEC INTERNATIONAL LIMITED



Chennai Metro

*Handwritten signatures*

*V. Neja Suresh*

*S. Prasad Sanyal*

*Handwritten signature*

## HONORABLE PROJECTS SITE OWNERS

ADHIK.SWAMY  
GM OPERATIONS  
SAFE STONE GROUPS

*Handwritten signature*

*Handwritten signature*

*Handwritten signature*

SURESH SUKUMARAN  
Chief Executive Officer  
SAFE STONE GROUPS



2023

## ON GOING PROJECTS SITE





## Why Induction Required

To ensure that safety requirements are appreciated by all employees

- To enable you to identify hazards that you are exposed to and to control these hazards
- To enable you to seek positive improvements in your own health and safety through education.

### DEFINITION

- × **Health** : Defined as both the physical and mental well being of a person
- × **Safety** : Control of the unplanned events, the state of being saved or preserved from harm
- × **Environment** : Our surroundings including air, water and land.

### THE CHALLENGES AHEAD

- Complete this magnificent project in time without any lost time injury, damage to property and to the environment.
- It will be possible to achieve this aim ONLY with the cooperation of EVERY ONE OF YOU and support from Management.
- Remember, Safety is a TEAM WORK. Let's all work together.



ADHI.K.SWAMY  
GM OPERATIONS  
SAFE STONE GROUPS

SURESH SURESHWARAN  
Chief Executive Officer  
SAFE STONE GROUPS



## What is **hazard**?

**Hazard is a word which can cause accident or disastrous to human beings and machineries by unsafe action**

## **Hazard – Unsafe Action**

## What is **safety**?

Safety is the word which can hold the accident, prevent the hazard by safe action to human beings and machineries.

## Safety – safe action

*S. Prasad Sarangi*

*V. Geja Sathya*

*A. K. S. Swamy*

*[Signature]*

*[Signature]*

*N. Mahalingam*  
*[Signature]*

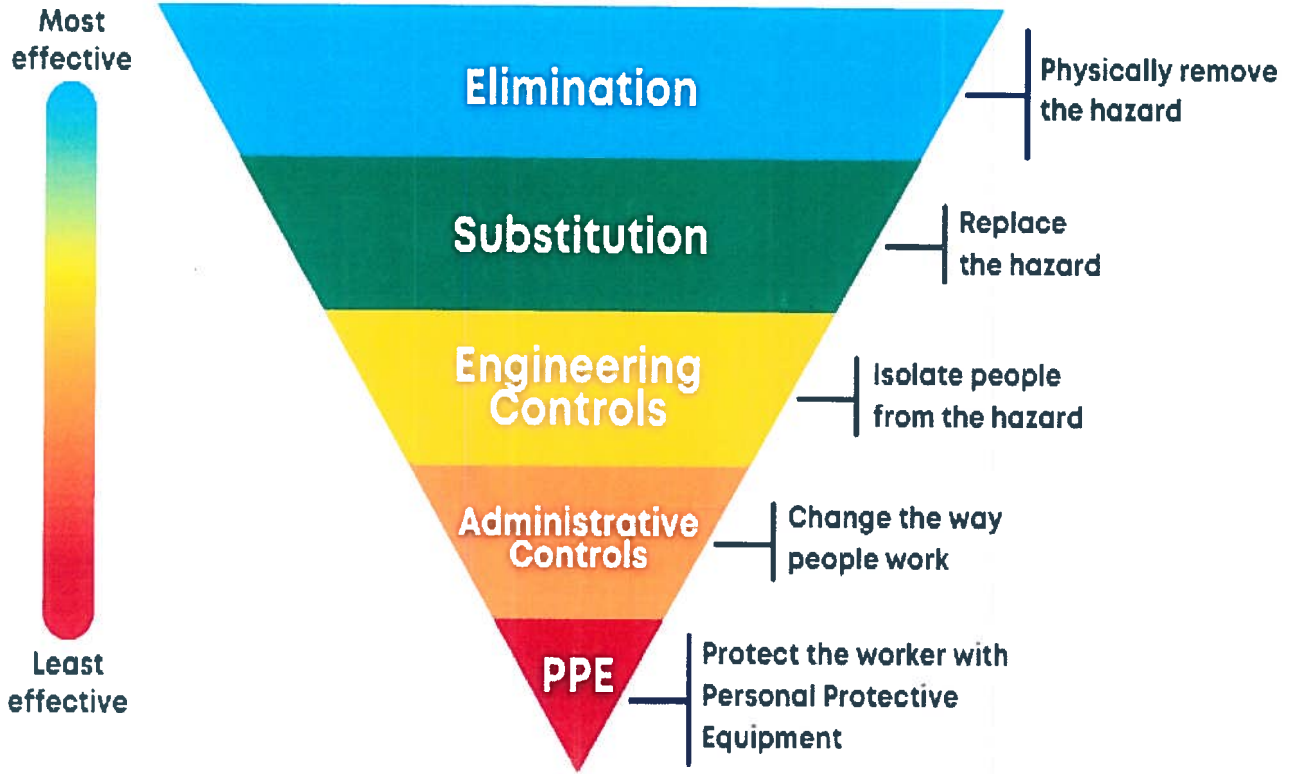


**ADHI.K.SWAMY**  
GM OPERATIONS  
SAFE STONE GROUPS

**SURESH SUKUMARAN**  
Chief Executive Officer  
SAFE STONE GROUPS

# Hazards

## Hierarchy of Controls



**Physical Hazards**



**Biological Hazards**



**NATURAL HAZARD**



**Chemical Hazards**



**Ergonomic Hazards**



**ANTHROPOGENIC HAZARD**



**Safety Hazards**



**Psychological Hazards**



**TECHNOLOGICAL HAZARD**

**Something which has the potential to cause harm.**

ADRIK.SWAMY  
GM OPERATIONS  
SAFE STONE GROUPS

SURESH GONDHARAN  
Chief Executive Officer  
SAFE STONE GROUPS




# Site Hazards

## Significant Hazards

The current significant hazards on this site include:

- Working at height
- Welding & Gas cutting operation
- Slips strips & falls (Tripping Hazard)
- Electrical Hazard
- Crane & Hydra for lifting purposes
- The movement in the plant
- Incomplete / Temporary barriers



*A. S.*

**ADHI.K.SWAMY**  
GM OPERATIONS  
SAFE STONE GROUPS

*S. S.*

**SURESH SUKUMARAN**  
Chief Executive Officer  
SAFE STONE GROUPS




*S. Praveen Somying*

*Kac*  
*A. Kumar*

*T. S.*

*J. S.*

*V. Neja Sushana*  
*A. S.*  
*A. S.*



# HAZARD

Anything that can cause injury, illness, property damage, or loss of material.

# RISK

The probability and severity of a worker being harmed by the hazard

*S. Praveen Samsing*  
*Jan 2017*  
**ADHIK SWAMY**  
 GM OPERATIONS  
 SAFE STONE GROUPS

*modf*  
**SURESH SUKUMARAN**  
 Chief Executive Officer  
 SAFE STONE GROUPS

*Vijaya Sushma*  
*ARJUN*  
*ARJUN*



# General Principles of Accident Prevention



- **Hazard:** A danger, usually in the form of energy (unsafe behavior or condition) which has the potential to lead to an incident or accident.

Eg: Mechanical - Unguarded machinery  
 Electrical - Damaged electrical cable  
 Physical - Working at height without Safety Harness  
 Chemical – Leakage of containers  
 Radiation - Use of source with out safeguards

## Hazards if NOT eliminated has the potential to cause Accidents

- **Accident / Incident:** is an unplanned, unexpected & undesired event that results in personal injury or damage to property / environment or third party.
- **Near-Miss:** is an incident which potentially could have caused injury or occupational illness and/or damage(loss) to people, assets the environment, third party or reputation.
- **Note:** Near Misses must be reported as valuable lessons can be learnt from them to prevent reoccurrence which otherwise may lead to real injury and/or damage(loss).



A. K. Swamy  
 ADHI.K.SWAMY  
 GM OPERATIONS  
 SAFE STONE GROUPS

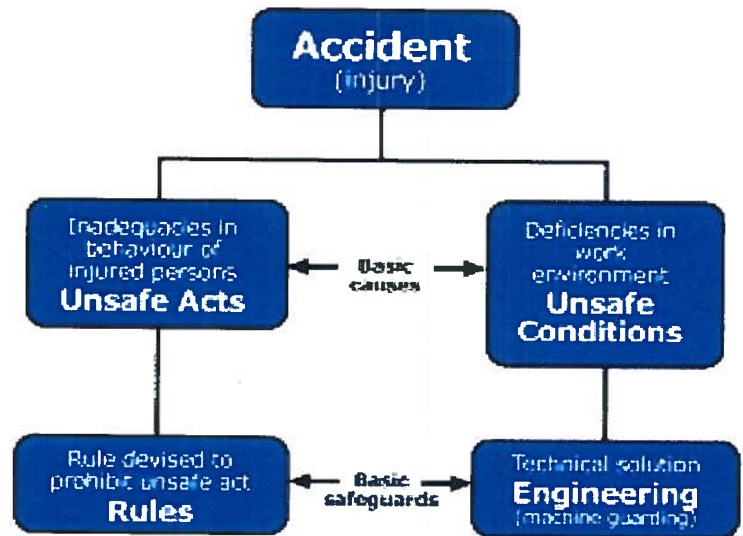


S. Suresh Kumar  
 SURESH SUKUMARAN  
 Chief Executive Officer  
 SAFE STONE GROUPS



# Accidents Affect everyone

- You
- Your family
- Organization
- Society & the nation



Hence Accident prevention is of paramount importance

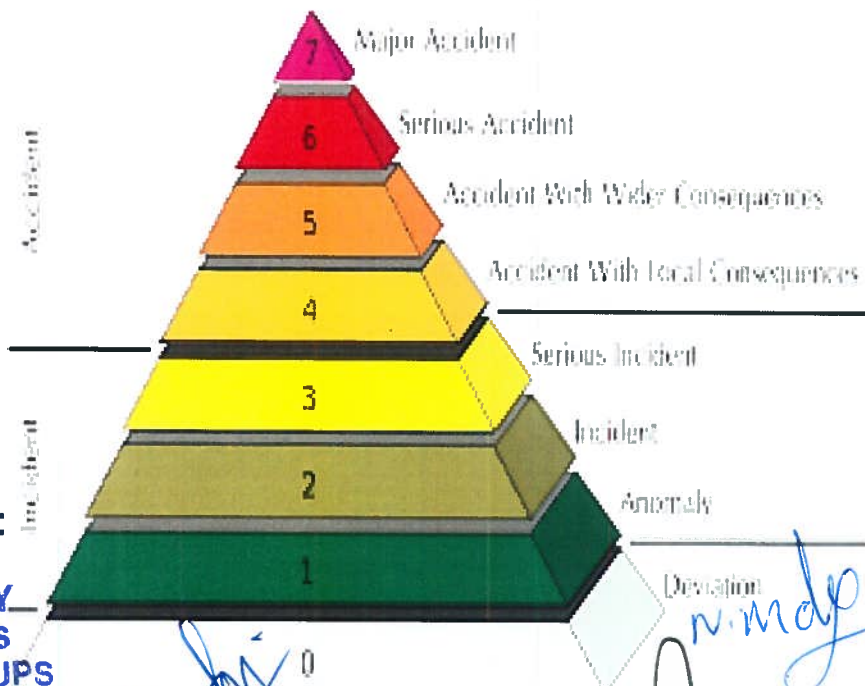
- Follow emergency Procedure posted at site/ offices
- Practice drills at periodical intervals
- General Emergency contact numbers .

Fire :

Ambulance :

OHS

FIRST AID CLINIC :



*S. Kumar Sengupta*

**ADHI.K.SWAMY**  
GM OPERATIONS  
SAFE STONE GROUPS

**SURESH SUKUMARAN**  
Chief Executive Officer  
SAFE STONE GROUPS



*Handwritten signatures and notes at the bottom left.*

*Handwritten signatures and notes at the bottom right.*



# Heinrich's Theorems

- **INJURY** - caused by accidents.
- **ACCIDENTS** - caused by an unsafe act or an unsafe condition or both.
- **UNSAFE ACTS/CONDITIONS** - caused by faults of persons or inadequately designed or improperly maintained machinery/equipment.
- **FAULT OF PERSONS** - created by social/environmental or acquired by ancestry.
- **SOCIAL ENVIRONMENT/ANCESTRY** - where and how a person was raised and educated

## ■ Preventive Action Sequence (The three "E"s)

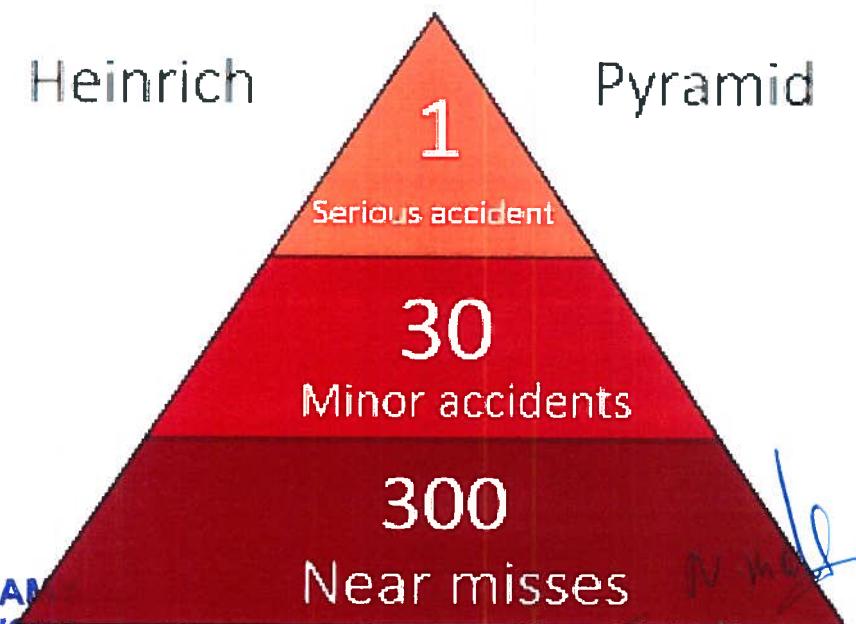
■ Engineering

Pyramid

■ Education

■ Enforcement

*S. Ponnarai Sarathi*



*A. K. Swamy*  
**ADHI.K.SWAMY**  
 GM OPERATIONS  
 SAFE STONE GROUPS

*Suresh Sukumaran*  
**SURESH SUKUMARAN**  
 Chief Executive Officer  
 SAFE STONE GROUPS

*N. V. S. S. S. S.*  
*N. V. S. S. S. S.*

*[Handwritten signatures]*

*[Handwritten signatures]*



# Commitment

- HSE is every one responsibility & LINE MANAGEMENT
- Commitment to protection of employees Health & Hygiene
- Safety is an integral part of business
- Protection of environment.
- Committed to "Continual improvement" in matters related to HSE

**YOU ARE  
THE KEY**

**TO**



**SAFETY**



ADHI.K.SWAMY  
GM OPERATIONS

SAFE STONE GROUPS

SURESH SUKUMARAN  
Chief Executive Officer  
SAFE STONE GROUPS



# DO'S & DON'TS

## ■ Do's

1. Maintain strict discipline at work place.
2. Report all near miss / incident immediately.
3. In emergency contact, describe, location, needs / help.
4. Practice good house keeping.

## ■ Don'ts

1. Engage in horseplay / quarrel on site/camp.
2. Use drug, alcohol, smoking at site / camp.
3. Create panic in any emergency.
4. Leave the site in unsafe condition.
5. Take un-necessary chances



*A.*  
**ADHI.K.SWAMY**  
 GM OPERATIONS  
 SAFE STONE GROUPS

*V. Geja Sushma*  
*T. Anne*

*S. Anwar Samsay*

*K. Ch*

*B. Srinani*  
*J. P. S.*

*N. Madh*  
*H. K. A.*  
*A. Z. S.*  
**SURESH SUKUMARAN**  
 Chief Executive Officer  
 SAFE STONE GROUPS

# PERSONAL PROTECTIVE EQUIPMENT(P.P.E.)




While at yard /site you require to comply with the following

- Hard Hat
- Safety Shoes
- Safety Glasses
- Ear Protection (at Designated Areas)
- Hand gloves
- Reflective Jacket



© MCMXXIX 20 Years of Communication Ltd 0222-64-0521



S. Praveen Sankar

*A.K.S.*

V. Neja Sushma

**ADHI.K.SWAMY**  
GM OPERATIONS  
SAFE STONE GROUPS



*Suresh*

*N. Mahesh*

**SURESH SUKUMARAN**  
Chief Executive Officer  
SAFE STONE GROUPS

*A.K.S. Kal...*

*...*

*H. Ch...*





# Always Check Your PPE



عليك بمراعاة جودة أدوات الوقاية قبل  
الاستعمال اطلب أدوات جديدة اذا كانت  
ادواتك غير صالحة للاستعمال

Ensure that the protective  
equipment you have is in good  
condition before use. Demand to  
have it changed if it has defects.

प्रयोग करने से पूर्व यह सुनिश्चित  
करें कि सुरक्षा सामग्री अच्छी हालत  
में है और अगर उसमें कोई खराबी  
है तो उसे बदलने की मांग करें।

S. Kumar Sanyal



Check your PPE  
fits correctly

ADHI.K.SWAMY  
GM OPERATIONS  
SAFE STONE GROUPS

N. Mahalingam  
Vijaya Sathya  
Suresh Sukumaran  
Chief Executive Officer  
SAFE STONE GROUPS



# Always Check your PPE

تاكد من أن أجهزة الحماية تناسبك  
ومحكمة التفصيل وأمنة

Ensure that the protective  
equipment fits you snugly  
and securely

सुनिश्चित करें कि सुरक्षा सामग्री  
आपको ठीक से ढक रही है ।



*A. S.*

**ADHI.K.SWAMY**  
GM OPERATIONS  
SAFE STONE GROUPS

*S. Kumar Sanyal*

*Kar...*

*N. Mah...*

*...*

*...*

**SURESH SUKUMARAN**  
Chief Executive Officer  
SAFE STONE GROUPS



*Vheja Sushma*

*...*



## PPE – Cont.

Always wear HARD HAT at all times



عليك عدم رفع خوذة الأمان الا بعد  
خروجك تماماً من كل الأماكن  
الخطرة بسبب المواد المتساقطة

Do not remove your safety  
helmet unless you are free  
from all hazards of falling  
objects.

तब तक अपनी सुरक्षित टोपी  
न उतारें जब तक आप गिरती  
हुई चीजों से दूर न हो जाएं ।

*A. S.*  
**ADHI.K.SWAMY**  
GM OPERATIONS  
SAFE STONE GROUPS

*S. Prasad Sanyal*

*Sanjay*

*N. Mahesh*



*N. Sujasushma*

*Prasanna*

*Sanjay*

**SURESH SUKUMARAN**  
Chief Executive Officer  
SAFE STONE GROUPS



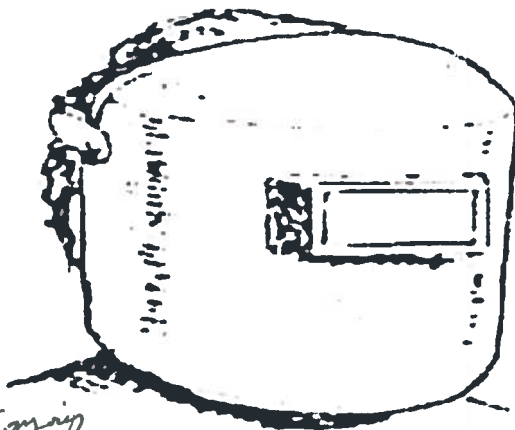
# PPE- Eye & Face Protection



**Goggles**




**Safety Glass**



*S. Kumar Sanyal*

**Welding Masks**



**Face shield**

**ADHI.K.SWAMY**  
GM OPERATIONS  
SAFE STONE GROUPS

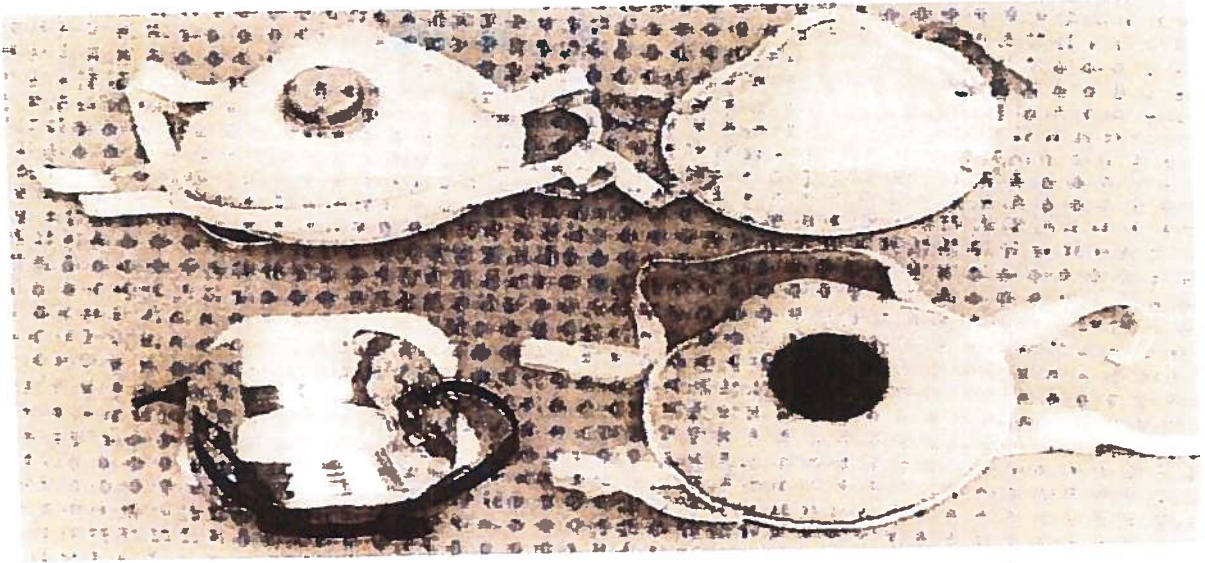
18  
**SURESH SUKUMARAN**  
Chief Executive Officer  
SAFE STONE GROUPS




*A. Sanyal*  
*N. Mohan*  
*V. Neelakrishna*  
*K. Sanyal*  
*S. Sanyal*  
*S. Sanyal*



# PPE- Respiratory Protection



**Dusts Mask**



**Full Face Mask**

*A*

**ADHI.K.SWAMY**  
GM OPERATIONS  
SAFE STONE GROUPS

*S. Praveen Sanyal*



*A. Lakshmanan*

*V. Neelakrishna*


*K. Anand*

*P N. Mohan*

**SURESH SUKUMARAN**  
Chief Executive Officer  
SAFE STONE GROUPS



# PPE- Hand & Body Protection



## Hand Gloves & Apron

S. Pravin Sanyal

**ADHI.K.SWAMY**  
GM OPERATIONS  
SAFE STONE GROUPS

**SURESH SUKUMARAN**  
Chief Executive Officer  
SAFE STONE GROUPS



V. Geja Suktma  
A. Kumar  
D. Pravin

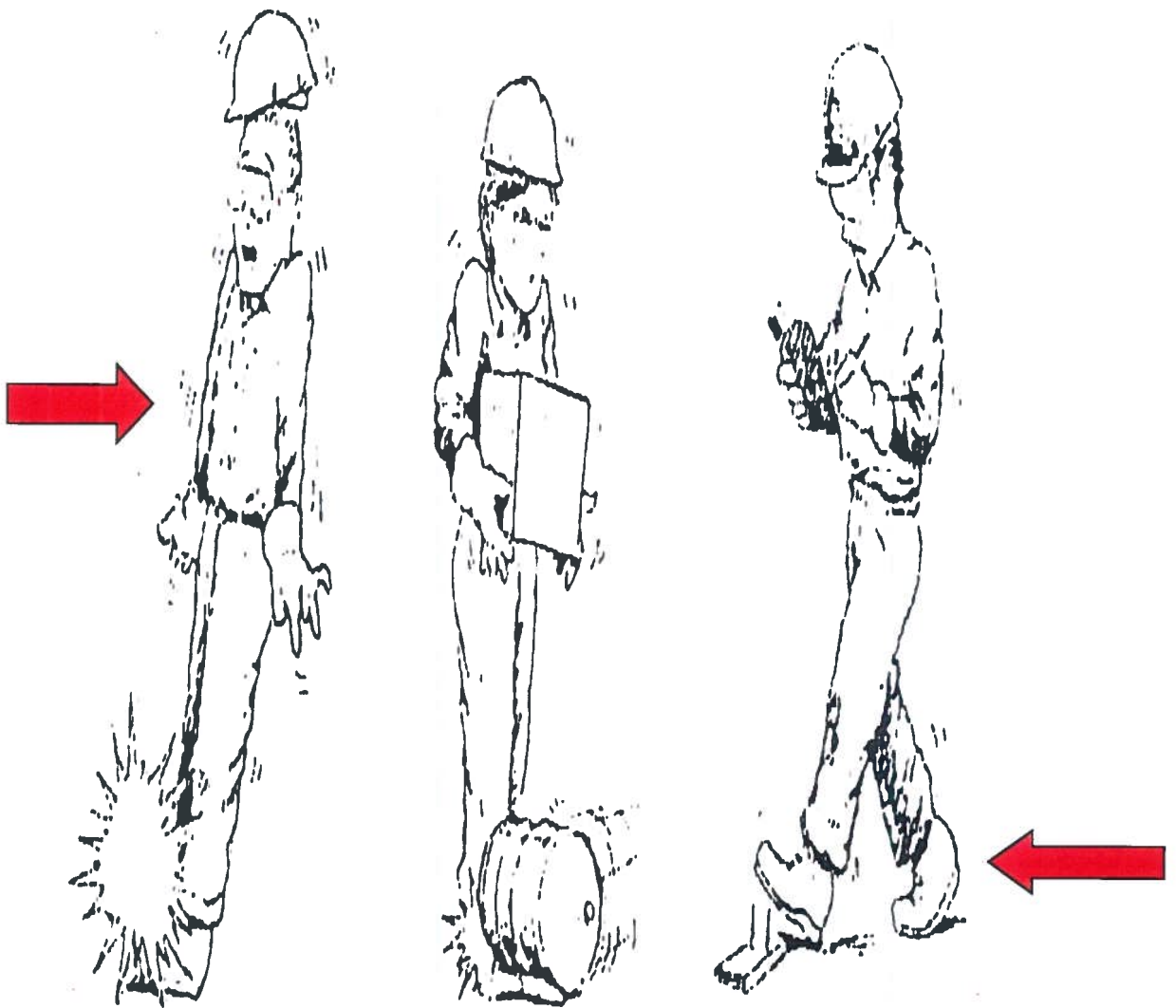
J. Sanyal  
S. Pravin

A. Kumar  
D. Pravin

N. Manoj  
A. Kumar  
S. Pravin



# PPE- Foot Protection & Clothing



## Cover All

*A. Swamy*  
**ADHI.K.SWAMY**  
 GM OPERATIONS  
 SAFE STONE GROUPS

## Safety Shoes

*S. Suresh*  
**SURESH SUKUMARAN**  
 Chief Executive Officer  
 SAFE STONE GROUPS



*V. Geja Sushma*  
*A. Kumar*  
*Dr. Praveen*



*K. Kumar*

*A. Chandra*

*N. Mohan*  
*S. Praveen Suresh*



# PPE- Hearing Protection

## Typical Sound Levels (dBA)



**Earmuff**



- 140 - Threshold of Pain
- 130 - Jet Taking Off (200 ft. away)
- 120 - Operating Heavy Equipment
- 110 - Night Club (w/ music)
- 100 - Construction Site
- 90 - Boiler Room
- 80 - Freight Train (100 ft. away)
- 70 - Classroom Chatter
- 60 - Conversation (3 ft. away)
- 50 - Urban Residence
- 40 - Soft Whisper (5 ft. away)
- 30 - North Rim of Grand Canyon
- 20 - Silent Study Room
- 10
- 0 - Threshold of Hearing (1000 Hz)



**Ear Plug**



**Earmuff**

*A. Swamy*  
**ADHI.K.SWAMY**  
 GM OPERATIONS  
 SAFE STONE GROUPS

*S. Sukumaran*  
**SURESH SUKUMARAN**  
 Chief Executive Officer  
 SAFE STONE GROUPS



*V. Neja Sushma*  
*Aravind*  
*Prasanna*  
*Jeeva*

*M. Anand*  
*Prasanna*  
*Prasanna*

*N. Mahesh*  
*Aravind*  
*S. Suresh Kumar*



**A. I.S. CODES ON HSE**

SP: 53	Safety code for the use, Care and protection of hand operated tools.
IS: 818	Code of practice for safety & health requirements in electric and gas welding and cutting operations
IS: 1179	Eye & Face precautions during welding, equipment etc.
IS: 1860	Safety requirements for use, care and protection of abrasive grinding wheels.
IS: 1989 (Part -II)	Leather safety boots and shoes
IS: 2925	Industrial Safety Helmets
IS: 3016	Code of practice for fire safety precautions in welding & cutting operation.
IS: 3043	Code of practice for earthing
IS: 3764	Code of safety for excavation work
IS: 3786	Methods for computation of frequency and severity rates for industrial injuries and classification of industrial accidents
IS: 3996	Safety Code of scaffolds and ladders
IS: 4082	Recommendations on stacking and storage of construction materials and components at site
IS: 4770	Rubber gloves for electrical purposes
IS: 5121	Safety code for piling and other deep foundations
IS: 5216 (Part-I)	Recommendations on Safety procedures and practices in electrical works
IS: 5557	Industrial and Safety rubber lined boots
IS: 5983	Eye protectors
IS: 6519	Selection, care and repair of Safety footwear
IS: 6994 (Part-I)	Industrial Safety Gloves (Leather & Cotton Gloves)
IS: 7293	Safety Code for working with construction Machinery
IS: 8519	Guide for selection of industrial safety equipment for body protection
IS: 9167	Ear protectors
IS: 11006	Flash back arrestor (Flame arrestor)
IS: 11016	General and safety requirements for machine tools and their operation
IS: 11057	Specification for Industrial safety nets
IS: 11226	Leather safety footwear having direct moulded rubber sole
IS: 11972	Code of practice for safety precaution to be taken when entering a sewerage system
IS: 13367	Code of practice-safe use of cranes
IS: 13416	Recommendations for preventive measures against hazards at working place

*S. Praveen Sanyal*

23

**SURESH SUKUMARAN**  
Chief Executive Officer  
SAFE STONE GROUPS



**B. INTERNATIONAL STANDARDS ON HSE**

Safety Glasses	:	ANSI Z 87.1, ANSI ZZ 87.1, AS 1337, BS 2092, BS 1542, BS 679, DIN 4646/ 58211
Safety Shoes	:	ANSI Z 41.1, AS 2210, EN 345
Hand Gloves	:	BS 1651
Ear Muffs	:	BS 6344, ANSI S 31.9
Hard Hat	:	ANSI Z 89.1/89.2, AS 1808 , BS 5240, DIN 4840
Goggles	:	ANSI Z 87.1
Face Shield	:	ANSI Z 89.1
Breathing Apparatus	:	BS 4667, NIOSH
Welding & Cutting	:	ANSI Z 49.1
Safe handling of compressed Gases in cylinders	:	P-1 (Compressed Gas Association 1235 Jefferson Davis Highway, Arlington VA 22202 - USA)

**What Does It Mean?**



ISI - Indian Standards Institute  
 BIS - Bureau of Indian Standards  
 ISO - International Organization  
 for Standardization

*N. M. ...*  
*...*  
*...*

*S. Prasad Sanyal*

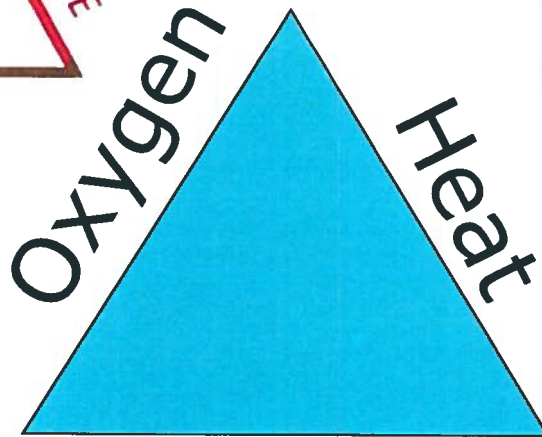



*v. Raja Sankar*  
*...*  
*...*



# Fire hazard in SSG and their protective Equipments

Fire is chemical reaction in which a combustible material combines with oxygen in the atmosphere to give out heat and flame.



Combustible Materials



FIRE = Combustible material + Oxygen + Heat (Equal combination)

*S. Prasad Sanyal*



*A. Swamy*  
**ADIL K. SWAMY**  
GM OPERATIONS  
SAFE STONE GROUPS




*V. Geeta Sushma*

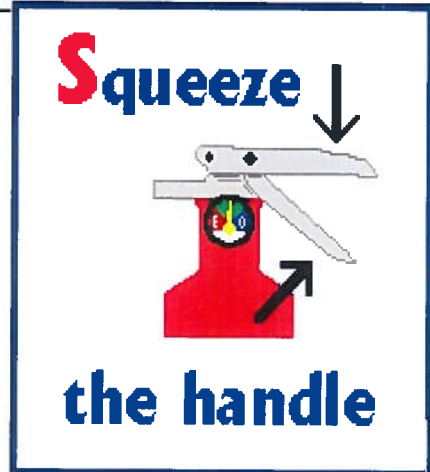
*Suresh Sukumaran*  
**SURESH SUKUMARAN**  
Chief Executive Officer  
SAFE STONE GROUPS

*Alkan*  
*N. Prasad*  
*V. Ch*  
*S*

*N. Mohan*  
*Arjun*  
*J*



**P . A . S . S**



*ADHI.K.SWAMY*  
GM OPERATIONS  
SAFE STONE GROUPS



*V. Raja Sushma*  
*...*

*S. Praveen Srinivas*  
*N. Mahesh*

*SURESH SUKUMARAN*  
Chief Executive Officer  
SAFE STONE GROUPS



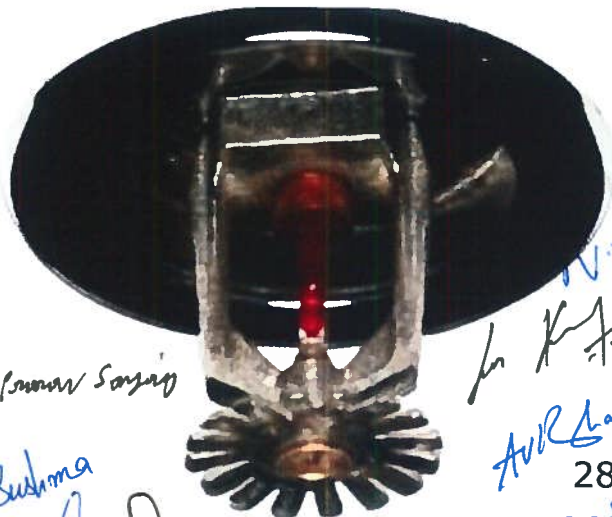


# Fire Fighting Systems



The most common types of fire protection systems which are commonly used in industry are as follows:

1. Hydrant System
2. Sprinkler System
3. Fire Alarm System
4. CO<sub>2</sub> System
5. Extinguishers
6. Foam System
7. Halon System (Banned)/FM -200 /Aragonite
8. Smoke Detector system
9. Dry Chemical Powder System



*[Signature]*  
**ADHI.K.SWAMY**  
 GM OPERATIONS  
 SAFE STONE GROUPS

*[Signature]*

*[Signature]*  
**V. Neja Sushma**

*[Signature]*

*[Signature]*  
**SURESH SUKUMARAN**  
 Chief Executive Officer  
 SAFE STONE GROUPS



# Fire Prevention

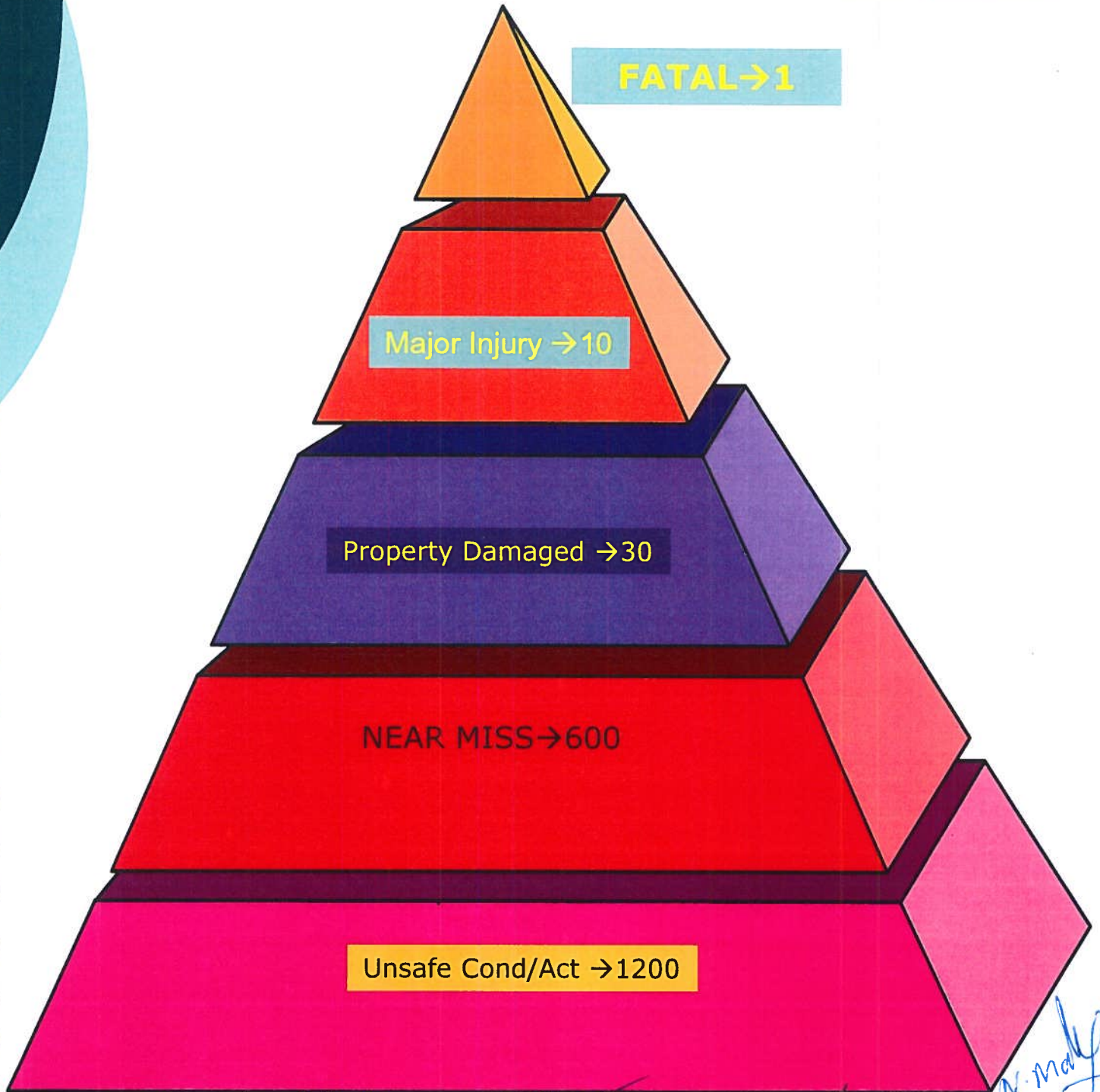
- Rubbish, waste and other trash shall be kept in approved metal container with metallic cover.
- Unused clothing and other rubbish shall be allowed to accumulate inside lockers or company vehicle.
- Flammable liquids such as gasoline etc. shall not be used for cleaning purposes.
- Gasoline, fuel oil and other flammable solvent shall be handled and dispensed only in an approved properly labeled Safety cans
- Storage location should be safe, well ventilated, labeled and "NO SMOKING" sign should be posted
- Pressurized cans WD-40, air freshener shall be disposed properly away form heat.
- Liquefied petroleum gas equipment and containers shall not be used in ventilated spaces.
- All equipment using liquefied petroleum gas will be shut down during re-fuelling operations.

## 8 ESSENTIAL FIRE PREVENTION TECHNIQUES AT WORKPLACE





# Near Miss Safety Triangle



*A. K. Swamy*  
**ADHI.K.SWAMY**  
 GM OPERATIONS  
 SAFE STONE GROUPS

*V. Reja Sushma*

*A. P. Rajan*

*A. K. Swamy*

*S. Kumar Sathy*

*S. Kumar Sathy*

*S. Kumar Sathy*  
**SURESH SUKUMARAN**  
 Chief Executive Officer  
 SAFE STONE GROUPS

*N. Madh*



## What is a Safe Work Permit System??

~~PTW system is a formal written system used to control certain types of work which are identified as potentially hazardous.~~

It is not simply permission to carry out a dangerous job.

It is an essential part of a system which determines how that job can be carried out safely

It authorizes certain people to carry out specific work, at a certain time and place, and sets out the main precaution needed.

It is a means of communication between between site management, supervisor, operators and those who carry out the job.

*A. K.*

ADHI.K.SWAMY  
GM OPERATIONS  
SAFE STONE GROUPS

**PERMIT TO WORK CULTURE  
ONLY PREVENT ACCIDENT**

*S. Kumar Sengupta*



*[Handwritten signatures]*

*[Handwritten signature]*

*[Handwritten signature]*

*[Handwritten signature]*  
34  
**SURESH SUKUMARAN**  
Chief Executive Officer  
SAFE STONE GROUPS



# Safety Work Practices Excavation

- Before any attempt is made to excavate, check public utilities for location of underground lines.
- Excavated materials should be placed at least One (1) meter from the edge of excavation unless toe board or other effective barricades have been installed to prevent fallback

---

- All excavations shall be barricaded for personnel & public protection by using warning tapes and lights if possible around the excavation at all times.
- Walkways or bridges provided with handrails shall be constructed where people are required to cross over the excavation.
- Excavation or hoisting equipment shall not be allowed to raise or sling loads over personnel working in the excavation
- Worker must be wearing appropriate PPE all the times

## EXCAVATION SAFETY & HAZARDS

### SAFETY

- Safe access must be provided.
- Store material away from the edges.
- Avoid movement of heavy vehicles, near excavation area.
- Rescue must be planned in deep excavations.
- Ensure display of warning signs & barrication of the excavation area.



### HAZARDS

- Collapse of spoil soil / wall.
- Lack of oxygen.
- Presence of poisonous gases.
- Water flooding in the excavation.
- Accidental severing of underground utility lines



*A. J.*  
**A. DHILK. SWAMY**  
 GM OPERATIONS  
 SAFE STONE GROUPS  
*S. Ganesh Sanyal*

**SURESH SUKUMARAN**  
 Chief Executive Officer  
 SAFE STONE GROUPS

*V. Geeta Sushma* *A. Venkatesh* *D. S. Srinivas* *A. P. S.* *N. Mohan* *R. A.*



# Safety Work Practices Excavation – cont.



Excavated materials should be placed at least 1 meter from the edge of the excavation

X

خطا

DON'T

न करें ।



صواب

DO

करें ।

S. Praveen Sanyal

ADHI.K.SWAMY  
GM OPERATIONS  
SAFE STONE GROUPS



*Handwritten signatures and notes in blue ink.*

*Handwritten signatures and notes in blue ink.*

*Handwritten signatures and notes in blue ink.*

33  
SURESH SUKUMARAN  
Chief Executive Officer  
SAFE STONE GROUPS



# Safety Work Practices

## Excavation

Do not place excavated materials at the edge of excavation

لا تضع مواد الحفر على جانبي الحفرة

Do not place excavated materials at the edge of excavations.

खोदाई करते समय उसी जगह खोदा गया सामान न रखें ।

ضع مواد الحفر في مكان ثابت

Place excavated materials where they will not affect the stability of the slope.

खोदा गया सामान ऐसी जगह रखें कि वह ढलान की स्थिरता पर कोई प्रभाव न डालें ।



S. Inman Sorjan




ADHI.K.SWAMY  
GM OPERATIONS  
SAFE STONE GROUPS

SURESH SUKUMARAN  
Chief Executive Officer  
SAFE STONE GROUPS



# Safety Work Practices Excavation

Excavation shall be barricaded at all times



## SLOPE IT

800-321-OSHA (6742)



**ADHI.K.SWAMY**  
GM OPERATIONS  
SAFE STONE GROUPS



*V. Geja Sushma*  
*Kar*

*A. Kumar*  
*D. Srinivas*  
*A. R. S.*

*S. Prasad Soring*

**SURESH SUKUMARAN**  
Chief Executive Officer  
SAFE STONE GROUPS

*A. Srinivas*  
*A. Srinivas*

*A. Srinivas*



# Safety Work Practices

## Shoring

Do not remove shoring unless instructed by superior



لا تزيل أي دعائم أو دعم إلا إذا تلقيت توجيهات بذلك.

Do not remove any shoring or struts

Unless instructed to do so

किसी अधार या अधार-स्थान  
को तब तक न निकालें

जब तक निर्देश न दिया गया हो ।

ينبغي عليك إبلاغ المشرف أو كبير

العمال إذا لاحظت أي تغيير في مكان الدعم

Report to your supervisor or foreman  
should you notice any shift in position  
of shoring

अगर आपको किसी अधार की अधार  
में बदलाव दिखता है तो अपने निरीक्षक  
या मुख्य-कर्मचारी को सूचित करें ।

A-  
ADHI.K.SWAMY  
GM OPERATIONS  
SAFE STONE GROUPS

V. Geja Sushma S. Prasad Somyaj  
S. Prasad Somyaj



for K. S.

Dr. Somyaj

K. S.

36  
SURESH SUKUMARAN  
Chief Executive Officer  
SAFE STONE GROUPS



# Safety Work Practices Excavation- Cont.

- Signalman or watchman must be provided if necessary



S. Prasad



*A. Swamy*  
**ADHI.K.SWAMY**  
GM OPERATIONS  
SAFE STONE GROUPS

*V. Raja Sushama*

*Prasanna*

*Jeeva*

*Suresh Sukumaran*  
**SURESH SUKUMARAN**  
Chief Executive Officer  
SAFE STONE GROUPS



# Safety Work Practices Signs & Barricades

- Use signs when necessary and remove them promptly when no longer required.
- Pay attention to signs-they mean what they say
- Barricades are required around most excavation, holes or opening in roof or floor area, edges of roof and elevated platforms, around certain types of overhead work and whenever necessary to warn
- **ANYONE WHO MAKES A HOLE OR OPENING IS RESPONSIBLE FOR HAVING IT BARRICADED**
- Blinking lights must be used on road blocks after dark and an entrance, opening or gate left where practical
- Warning barricades call your attention to hazard, but offer no physical protection, e.g. yellow synthetic tape on stands or posts.
- Holes cover will have assign "DANGER" Hole Cover – Do not Remove.



**A. ADHI.K.SWAMY**  
 GM OPERATIONS  
 SAFE STONE GROUPS

**SURESH SUKUMARAN**  
 Chief Executive Officer  
 SAFE STONE GROUPS

*N. May*  
*S. P. S. S. S. S. S.*



## Safety Work Practices Ladder

- Ladders shall be carefully inspected before they are used.
- Portable metal ladders should not be used for electrical works
- Every ladder rising to more than 8 meters high shall be provided with an intermediate landing
- Aluminum ladders shall have square anti slip-grooved rungs and anti-slip rubber end caps
- Ladders to be firmly secured to the structure at its top to prevent slippage or falling down
- Ladders should be correctly angled one out for every four cup
- Damaged ladders not to be used

## For safe use of Ladder



4 to 1  
Rule



**ADHI K SWAMY**  
GM OPERATIONS  
SAFE STONE GROUPS

*Adhi K Swamy*  
*V. Raja kushma*  
*10 Dmm*



**SURESH SUKUMARAN**  
Chief Executive Officer  
SAFE STONE GROUPS



# Safety Work Practices Ladder – Cont.

X

خطأ  
DON'T  
न करें ।



صواب  
DO  
करें ।

*S. Prasad Saroj*

*A. Swamy*  
**ADHI.K.SWAMY**  
GM OPERATIONS  
SAFE STONE GROUPS



*V. Geja Sushma*  
**SURESH SUKUMARAN**  
Chief Executive Officer  
SAFE STONE GROUPS



*Kal*  
*Atkumar*  
*Prasanna*

*Adhik*  
*Kal*



# Safety Work Practices

## Ladder - Cont.

تأكد من أن كلا الطرفين العلوي والسفلي للسلم آمناً قبل استعماله

**Secure both the top and the bottom of a ladder before use .**

किसी सीढ़ी का प्रयोग करने से पहले उसके दोनों सिरे-ऊपर का और नीचे का सुदृढ़ कर लें ।

ينبغي تمديد السلم 1 متر (3 قدم) على الأقل من قاعدته العلوية

**Ladders should extend at least 1 meter (3') above the platform it lead to**

ध्यान दें कि सीढ़ी उस चबूतरे से 1 मीटर (3 फीट) ऊपर तक हो जहाँ वह पहुँचा रही है ।



ADDERS

لا تستعمل سلماً رديئاً  
**Don't use a badly constructed ladder.**

जो सीढ़ी अच्छे ढंग से न बनाई गई हो, उसका प्रयोग न करें ।

لا تضع السلم على مادة رخوة أو قابلة للكسر  
**Don't stand a ladder on loose material or lean it against fragile material.**

किसी ढीले सामान पर कोई सीढ़ी न खड़ी करें और उसे किसी टूटने वाले सामान के सहारे भी मत लगाएं ।

**ADHI.K.SWAMY**  
GM OPERATIONS  
SAFE STONE GROUPS

**SURESH SUNKUMARAN**  
Chief Executive Officer  
SAFE STONE GROUPS



# Safety Work Practices

## Ladder - Cont.

في حال عدم ثبات السلم على الأرض يجب على أحد امساكه جيداً لسلامتكم

If a ladder cannot be secured at the top have someone hold it firmly for you

अगर सीढ़ी का नीचे का भाग स्थिर नहीं है तो किसी को सीढ़ी पकड़ कर खड़े होने के लिए कहें ।



في حال استعمال السلم عليك بدعم قوائمه الاثنتين لا بقائمة واحدة

When using a ladder, always ensure that the ladder is supported by its uprights and not by one of its rungs.

सीढ़ी का प्रयोग करते समय यह देख लें कि वह अपने दो लम्बे डण्डों के सहारे खड़ी है, पैर रखने वाले किसी डण्डे के सहारे नहीं ।

A. ADHIK. SWAMY  
GM OPERATIONS  
SAFE STONE GROUPS

V. Geeta Sushma

SURESH SUKUMARAN  
Chief Executive Officer  
SAFE STONE GROUPS




## Provide proper access before entering excavation works

قبل الدخول لأي حفرة تأكد من توفر  
مدخل مناسب. لاحظ وانتهبه لأن هذا  
المدخل

Ensure that proper access is  
provided before entering any  
excavation and  
note the position of this access.

किसी भी खोदाई वाले स्थान पर घुसने  
से पहले यह निश्चित करें कि  
वहाँ से निकलने का रास्ता है; और  
उसको आधार को नोट करें।



v. Geja Sushma

ADHI.K.SWAMY  
GM OPERATIONS  
SAFE STONE GROUPS

SURESH SUKUMARAN  
Chief Executive Officer  
SAFE STONE GROUPS




## Remove all obstruction materials and tripping hazards at the walkways.

عليكم المحافظة على الممرات والأرصفة خالية من الأنقاض والعوائق والخطر

Keep all platforms and gangways free of debris, obstructions and tripping hazards

सभी प्लेटफार्म और गलियारों को मलबे, बाधाओं और जोखिम भरी ठोकरों से मुक्त रखें ।



كلما كان ممكناً عليك تجنب وضع السلم بجانب المداخل أو الأماكن التي يمر عبرها الأشخاص غالباً.

Wherever possible avoid using a ladder at locations near doorways or places where persons pass through frequently

जहां तक सम्भव हो सीढ़ी को दरवाजे और ऐसे स्थानों से हटा दे जहां से व्यक्ति आसानी से गुजर सकता हो



ADHI.K.SWAMY  
GM OPERATIONS  
SAFE STONE GROUPS

v. Srijakushma

Jae Sely

Hamm

S. Brown Sany

SURESH SUKUMARAN  
Chief Executive Officer  
SAFE STONE GROUPS




# Refrain from horseplay and abuse of safety devices, equipment and welfare facilities



لا تعبت ولا تلعب ولا تلهي  
الأخرين أثناء العمل

Never play practical jokes or  
distract others whilst working

काम करते हुए किसी से किसी  
भी तरह का मज़ाक न करें तथा  
न ही किसी का ध्यान बटाएँ ।



*A. K. Swamy*  
**ADHI.K.SWAMY**  
GM OPERATIONS  
SAFE STONE GROUPS

*V. Geeta Sushma*

*[Signature]*

*[Signature]*

*[Signature]*

*[Signature]*

*[Signature]*

*[Signature]*

**SURESH SUKUMARAN**  
Chief Executive Officer  
SAFE STONE GROUPS

*S. Praveen S. Praveen*

*[Signature]*



# Safety Work Practices

## Scaffold

1 of 3

- Scaffolding should only be erected, adapted, moved or dismantled by experienced and competent scaffolders.
- Every worker working on scaffolds must be provided with and required to wear safety belt, which shall be attached to a static line independently fastened to a building.
- Lumber used in construction of scaffolds, or temporary platforms should be sound, of good quality and should be reasonably free defects or any other condition which would materially impair its strength for the purpose intended.
- Scaffolds or working platforms of any nature should be securely fastened to the building or structure. If independent of the building, it should be guyed or braced to prevent it from breaking away.

ADHI.K.SWAMY  
GM OPERATIONS  
SAFE STONE GROUPS



SURESH SUKUMARAN  
Chief Executive Officer  
SAFE STONE GROUPS



# Safety Work Practices Scaffold

2 of 3

- All scaffolds or working platforms more than 6 feet above adjoining surface shall be effectively guarded with a guard rail, intermediate rail with toe board. Such guard rail should have a minimum of 40 inches high.
- No scaffold should be used for storage of materials, except as required for immediate needs.
- Scaffolds and ladders should be inspected as required. Loose or missing parts, cracks, splinters in uprights, braces and steps should be noted and repaired at once.
- Scaffolds should not be overloaded beyond their working capacity.
- Do not allow men to jump on or hang tools on any part of the scaffold. Neither must heavy materials to be dropped on, nor anything thrown from the scaffold.

*A. K. Swamy*

**ADHI.K.SWAMY**  
GM OPERATIONS  
SAFE STONE GROUPS

*V. Raja Sushama*

*S. Praveen Sankar*

*S. Praveen Sankar*

*N. Mohan*



*S. Praveen Sankar*

**SURESH SUKUMARAN**  
Chief Executive Officer  
SAFE STONE GROUPS

48



*A. K. Swamy*

*S. Praveen Sankar*

*A. K. Swamy*

*S. Praveen Sankar*



# Safety Work Practices Scaffold

3 of 3

- Longitudinal and ledger bracing must be those for extended scaffolds.
- Diagonal bracings should be in opposite direction in the opposite faces
- Working Platforms should be fully boarded especially beyond 4 meters heights.
- Overhangs should not be more than 4 times the boards thickness
- Timber supports or braces of scaffolds erected and in use should not be removed unless permitted by the Supervisor.
- Good housekeeping should be observed on scaffolds at all times.
- Scaffolds should be dismantled and returned to stock when not in use. Nails should not be left in dismantled scaffolds.
- Scaffold Tags (**Red Color**) which means scaffold is **UNSAFE FOR USE**.  
Scaffold Tags (**Green Color**) which means scaffold is **SAFE FOR USE**.

*A. Swamy*  
ADHI.K.SWAMY  
GM OPERATIONS  
SAFE STONE GROUPS



*S. Prasad Sanyal*

*V. Raja Sushma*

*A. Swamy*

*K. Suresh*

*A. Swamy*

*J. Suresh*


*Suresh*  
**SURESH SUKUMARAN**  
Chief Executive Officer  
SAFE STONE GROUPS

49

*A. Swamy*



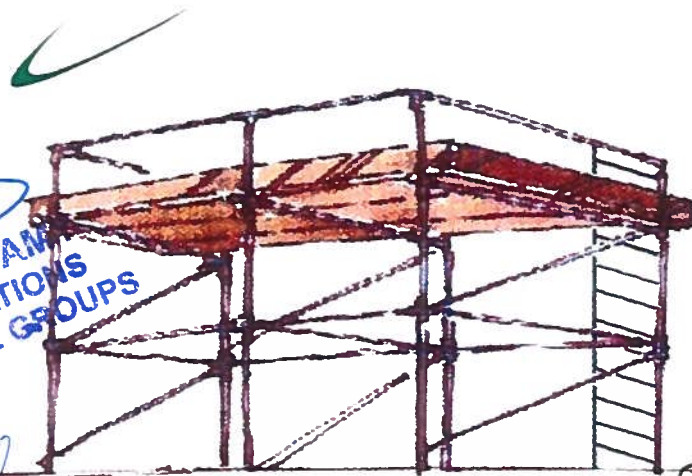
# Safety Work Practices Scaffold - Cont



طريق خطر  
Wrong Way  
असुरक्षित ढंग

سقالة خطيرة  
Hazardous Scaffold  
हानीकारक ढांचा

Safe Way सुरक्षित ढंग طريق آمن



السقالة الآمنة هي المثبتة  
والمستوية تماماً

Safe scaffold,  
fully boarded

सुरक्षित ढांचा  
पुरा-भरा

SURESH SUKUMARAN  
Chief Executive Officer  
SAFE STONE GROUPS

ADHI.K.SWAN  
GM OPERATIONS  
SAFE STONE GROUPS




A. Kumar  
S. Prasad  
J. S. Prasad  
S. Prasad  
S. Prasad

v. Geja Sushma  
50  
Suresh Sukumaran



# Safety Work Practices

## Scaffold - Cont



طريق خطر  
Wrong Way  
असुरक्षित ढंग

أحذر السقالة غير المكتملة  
Incomplete scaffolding  
असम्पुर्न ढांचा



طريق آمن  
Safe Way  
सुरक्षित ढंग

السقالة الآمنة مرفقة ببطاقة  
خضراء ولا تستخدم السقالة المثبت  
عليها بطاقة حمراء

सुरक्षित ढांचा हरा पटा  
लाल पटा प्रयोग मत करें ।

Safe scaffold with Green TAG  
Red TAG do not use

AFFOLDING

ADDITIONAL  
GM OPERATIONS  
SAFE STONE GROUPS

SURESH SUKUMARAN  
Chief Executive Officer  
SAFE STONE GROUPS



# Safety Work Practices Scaffold - Cont



*A. Swamy*  
**ADHI.K.SWAMY**  
GM OPERATIONS  
SAFE STONE GROUPS

*V. Gejashuma*  
**V. Gejashuma**

*Suresh Sukumaran*  
**SURESH SUKUMARAN**  
Chief Executive Officer  
SAFE STONE GROUPS



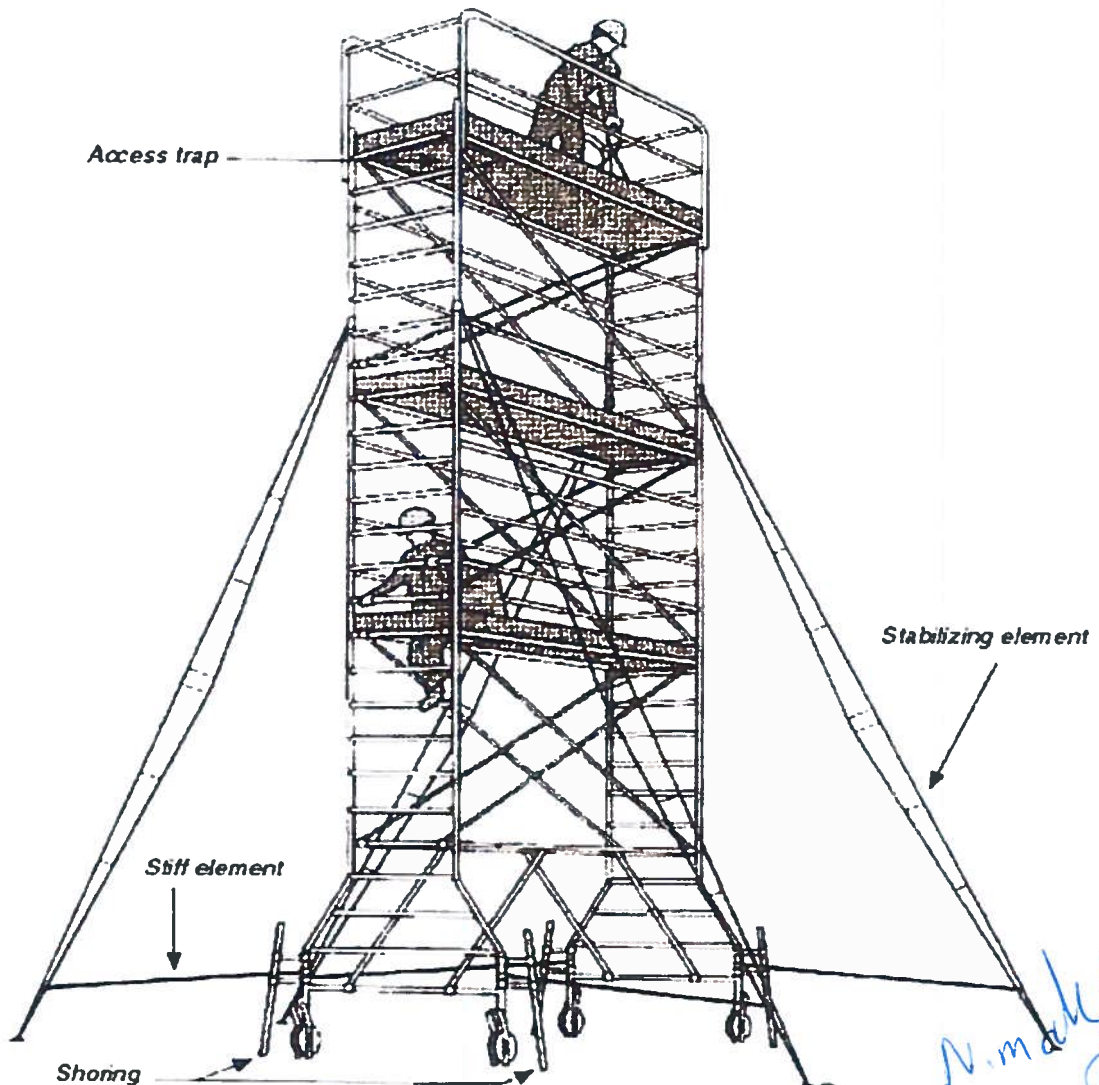
*A. Kumar*  
**A. Kumar**

*S. Kumar*  
**S. Kumar**

*N. Meij*  
**N. Meij**



# Safety Work Practices Scaffold - Cont



**ADHI.K.SWAMY**  
GM OPERATIONS  
SAFE STONE GROUPS

*Handwritten signatures and initials:*  
*Adhi K. Swamy*  
*V. Gejasharma*  
*Arjun*  
*Arjun*

**SURESH SOKUMARAN**  
Chief Executive Officer  
SAFE STONE GROUPS

*Handwritten signature: Suresh Sokumaran*





# Scaffolding Tag



Front



Back



Front



Back

*A.S.*  
**ADHI.K.SWAMY**  
 GM OPERATIONS  
 SAFE STONE GROUPS

*v.mahf*

*Suresh*  
*Ar Ramesh*  
**SURESH SANKARAN**  
 Chief Executive Officer  
 SAFE STONE GROUPS

*A. Chandra*  
*G. Prasad*  
*V. Geeta Sushma*  
*T. Suresh*  
*S. Praveen Sankaran*





# Safe Working Practices

## Working at Height

- Make sure work platforms and edges have guard rails, mid guard and toe boards or other barriers.
- Access ladder must be secured and extend sufficiently beyond working platform to allow safe access/egress
- Make sure that the platform must be free of opening and traps
- Platform must be free of tripping and slipping hazards
- Make sure that the lifelines or have been installed properly
- All Employee must be wear appropriate PPE
- Any work above 2 m requires to fit guard-rails, intermediate guard rails and toe-boards, personal equipment suspension equipment/fall arrest equipment must be utilized as required.
- Ensure that the workers are trained and physically capable for tasks being undertaken.
- Scaffold Planks must tied off properly



*A. K. Swamy*  
**ADHI.K.SWAMY**  
 GM OPERATIONS  
 SAFE STONE GROUPS



*S. Suresh Sukumaran*  
**SURESH SUKUMARAN**  
 Chief Executive Officer  
 SAFE STONE GROUPS



# Safety Work Practices Crane & lifting Equipment

- Only certified operator to operate crane
- Rigger is responsible for attaching the load to the crane and he is the only one person giving the correct hands signals to the operator
- Tag lines must be used to control loads
- The lifting hooks, ring, eye bolts, chains, wire ropes and nylon sling shall be used.
- Defective hooks, rings, eye bolts, chains, wire ropes and nylon sling shall not be used
- Shackles must be used only with the correct pins and never ordinary bolts
- The swing radius of the counter weight must be barricaded at all times
- Ensure that the ground conditions are safe for lifting operations.
- Always check the overhead dangers
- Visually inspect all lifting gear daily- if in doubt do not use
- Always wear Helmet
- Ensure loads are lifted off the ground, are free and are correctly slung before hoisting.
- Use lifting equipment daily checklist for inspection

*A. S.*  
**ADHI.K.SWAMY**  
 GM OPERATIONS  
 SAFE STONE GROUPS

*Santhosh*

*N. Mohan*  
*S. Suresh*

**SURESH SUKUMARAN**  
 Chief Executive Officer  
 SAFE STONE GROUPS

*S. Suresh Sankar*

56



*A. S.*  
*V. Guja Pushkoma*



*Santhosh*

*Santhosh*



# CRANE - HAND SIGNALS

<p><b>STOP</b> Arm extended, palm down, move hand and forearm in a chopping motion.</p>	<p><b>DOG EVERYTHING.</b> Clasp hands in front of body.</p>	<p><b>MOVE SLOWLY.</b> Use one hand to give any motion signal and place other hand motionless in front of hand giving the motion signal. (HOIST SLOWLY SHOWN AS EXAMPLE.)</p>
<p><b>HOIST.</b> With forearm vertical, forefinger pointing up, move hand in small horizontal circles.</p>	<p><b>LOWER.</b> With arm extended downward, forefinger pointing down, move hand in small horizontal circles.</p>	<p><b>USE MAIN HOIST.</b> Tap list on head, then use regular signals.</p>
<p><b>USE WHIPLINE (Auxiliary hoist)</b> Tap elbow with one hand, then use regular signals.</p>	<p><b>RAISE BOOM</b> Arm extended, fingers closed, thumb pointing upward.</p>	<p><b>LOWER BOOM</b> Arm extended, fingers closed, thumb pointing downward.</p>

**ADHIK.SWAMY**  
GM OPERATIONS  
SAFE STONE GROUPS

**SURESH SUKUMARAN**  
Chief Executive Officer  
SAFE STONE GROUPS




*(Handwritten signatures and notes in blue ink)*




# CRANE - HAND SIGNALS

<p><b>SWING.</b> Arm extended, point with finger in direction of swing of boom.</p>	<p><b>RAISE THE BOOM AND LOWER THE LOAD.</b> With arm extended, thumb pointing up, flex fingers in and out as long as load movement is desired.</p>	<p><b>LOWER THE BOOM AND RAISE THE LOAD.</b> With arm extended, thumb pointing down, flex fingers in and out as long as load movement is desired.</p>
<p><b>TRAVEL.</b> Arm extended forward, hand open and slightly raised, making pushing motion in direction of travel.</p>	<p><b>EXTEND BOOM (Telescoping booms)</b> Both fists in front of body with thumbs pointing outward.</p>	<p><b>RETRACT BOOM (Telescoping booms)</b> Both fists in front of body with thumbs pointing toward each other.</p>



**TRAVEL (Crawler Crane, Both Tracks)**  
Arm extended forward, hand open and slightly raised, making pushing motion in direction of travel



**TRAVEL (Crawler Crane, One Track)**  
Lock the track on side indicated by raised fist. Travel opposite track in direction indicated by circular motion of other fist rotated vertically in front of body (for crawler cranes only)

*A. K. Swamy*  
**ADHI.K.SWAMY**  
GM OPERATIONS  
SAFE STONE GROUPS

*Nimol*  
*V. Geeta Sushma*  
*S. Suresh Kumar*

*A. Kumar*  
*Jal*  
*Sy*

**SURESH SUKUMARAN**  
Chief Executive Officer  
SAFE STONE GROUPS

*[Signature]*  
*[Signature]*





# Always check Lifting Equipment before use



*A. J.*  
A. K. SWAMI  
GM OPERATIONS  
SAFE STONE GROUPS

*V. Raja kushma*  
*Atanu*

*Kel* *Sity* *h dya*

*S. Prasad Sanyal*


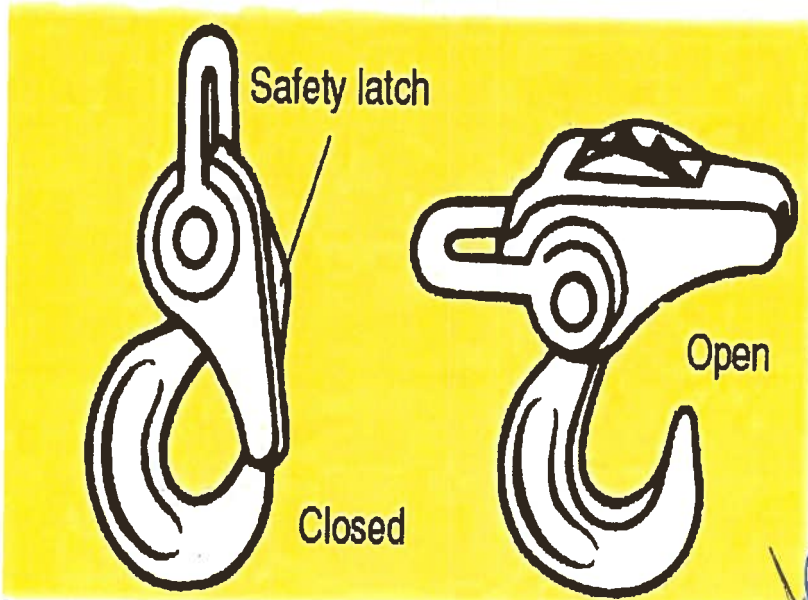
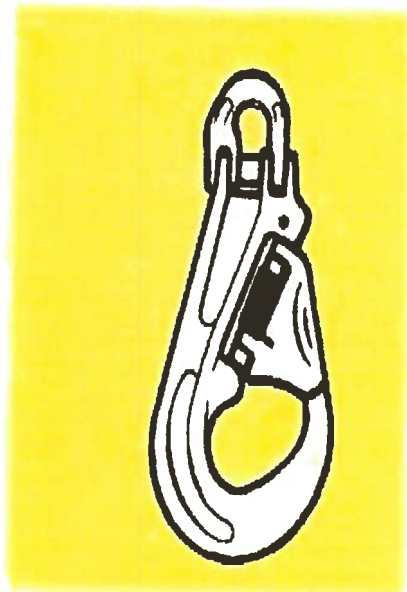

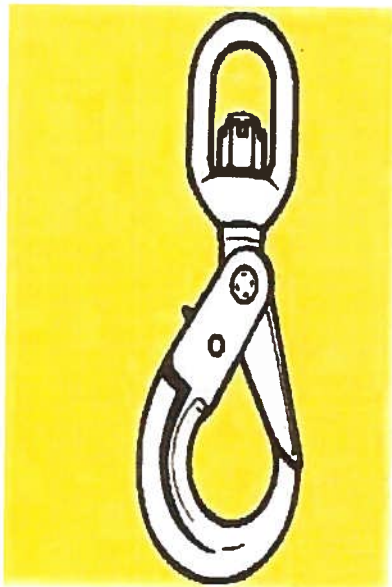
*S. Prasad Sanyal*

*S. Prasad Sanyal*  
**SURESH SUKUMARAN**  
Chief Executive Officer  
SAFE STONE GROUPS





# Lifting Devices & Sling




**ADHI.K.SWAMY**  
GM OPERATIONS  
SAFE STONE GROUPS

*Sanjay N. Nair*  
*V. Geja Sushoma*




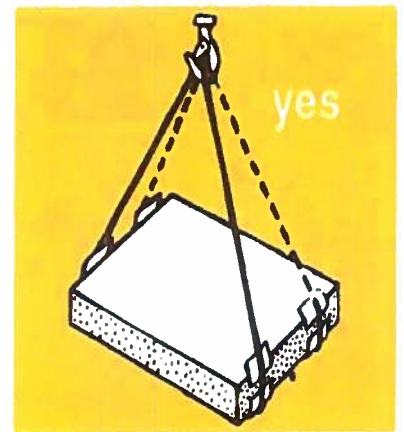

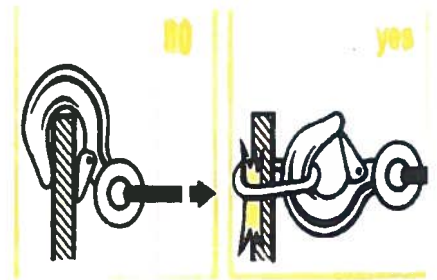

**SURESH SUKUMARAN**50  
Chief Executive Officer  
SAFE STONE GROUPS

*S. Praveen Sankar*





# Safe Work Procedure Lifting



*A. S.*

**ADHI.K.SWAMY**  
GM OPERATIONS  
SAFE STONE GROUPS

*J. S. N. M. G.*

*[Signature]*

S. Pravin Sanyal



*[Handwritten signatures]*



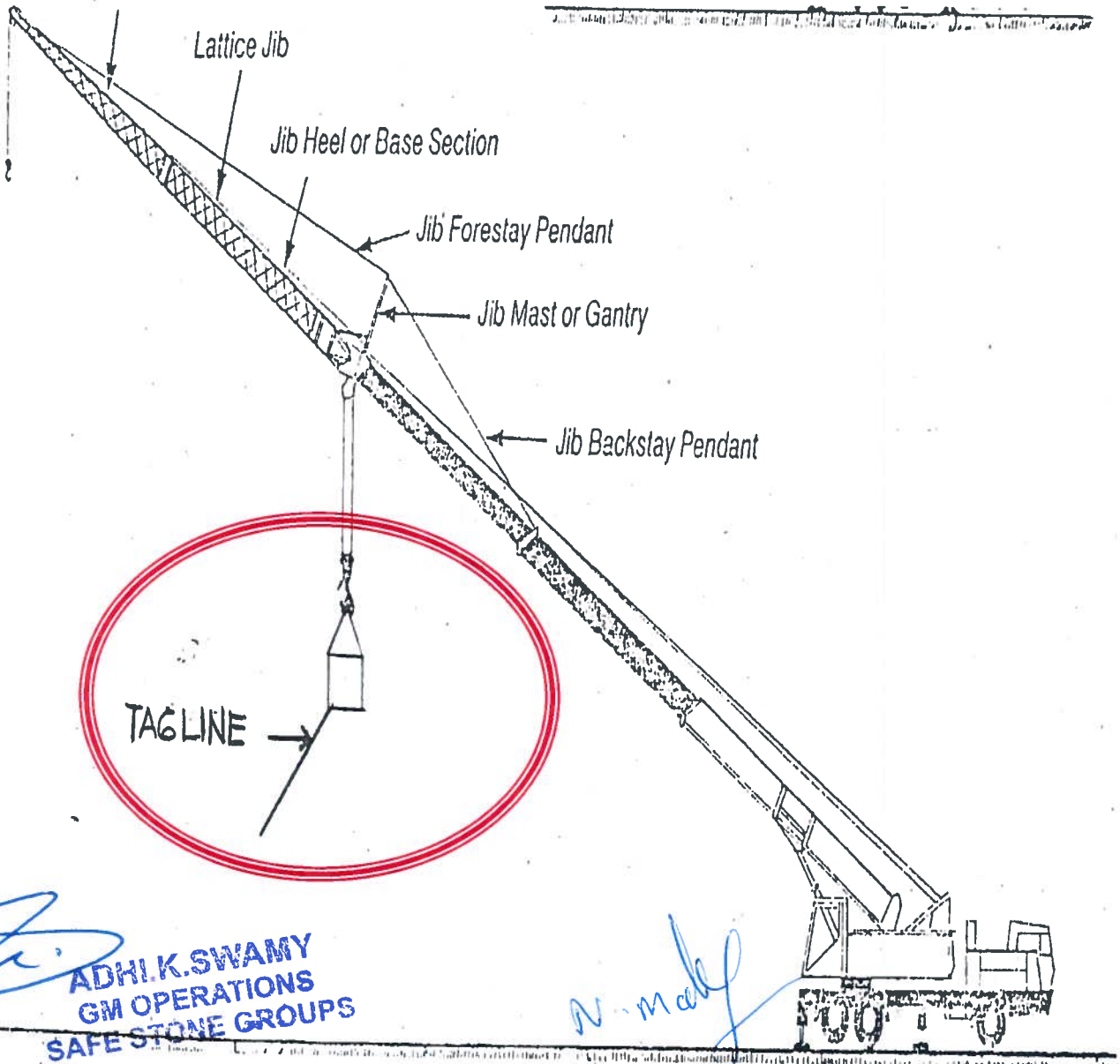
**SURESH SUKUMARAN**  
Chief Executive Officer  
SAFE STONE GROUPS

*[Handwritten signatures]*

*[Handwritten signatures]*



# Tag line must be used to control loads



*A. Swamy*  
**ADHIK.SWAMY**  
 GM OPERATIONS  
 SAFE STONE GROUPS

*N. Madhavan*

*S. Lakshmanan*

*S. Lakshmanan*




*V. Geetha Sushma*  
*A. Kumar*  
*K. Suresh*

**SURESH SUKUMARAN**  
 Chief Executive Officer  
 SAFE STONE GROUPS



# Safety Work Practices

## Tools and Equipments –Cont.



استعمل الآلات الصحيحة بأسلوب آمن  
Use the correct tool in the safe manner.

सही उपकरण का सुरक्षित ढंग से प्रयोग करें ।

إن جميع المعدات تسبب الضرر اذا أسيء استعمالها لذلك  
استعملها بحذر واهتمام وللغرض الذي صنعت من أجله

All tools can cause injury when misused, use  
them with care for the purpose they are  
meant for.

अगर सही ढंग से प्रयोग न किए जाएं, तो सभी  
उपकरण चोट पहुँचा सकते हैं। उनका ध्यान से  
उस काम के लिए ही प्रयोग करें जिनके लिए वे हैं

A. J. K. SWAMY  
GM OPERATIONS  
SAFE STONE GROUPS

S. Parvath Saranya

SURESH SUKUMARAN  
Chief Executive Officer  
SAFE STONE GROUPS



# Lifting using crane must be barricaded at a all times

## International Cones

### Two-Part Moulded

LDPE top and heavy duty composite base



Two part moulded cones, based on two of our most popular cones, the Quad and the Dominator, with a choice of either White, Des 2 or Polybrite Bands.

### Two-Part Moulded

- JAC080-140-600 53cm Quad/White Sleeve
- JAC081-340-600 53cm Quad/2x Polybrite Bands
- JAC080-140-600 75cm Quad/White Sleeve
- JAC070-140-600 1m Quad/White Sleeve
- JAB060-840-600 75cm Dominator/2x Des 2
- JAB070-840-600 1m Dominator/2x Des 2

### PVC Autocone

- JAR060-701-600 75cm 2x White Painted Bands
- JAR041-501-600 50cm 2x Yellow Painted Bands
- JAR020-501-600 30cm 1x White Polybrite
- JAR010-001-600 20cm Plain

Further sleeve/band options, and prices upon application. Contact our Export Sales Department for any special requirements regarding logos, inserts or customisation.

### PVC Autocones



Available with 9 band options comprising of either: Plain, Standard White Sleeve, White Painted, Yellow Painted, Polybrite, Des 2 and Scotchlite Sleeves.

## Cones Dominator



Two part moulded, heavy duty composite base, with Des 2 retro-reflective and Sealbrite™ Cone Sleeves.

- JAB030-240-600 45cm/18' Des 2 retro-reflective
- JAB080-240-600 53cm/21' Des 2 retro-reflective
- JAB069-240-600 75cm/30' Sealbrite™ Cone Sleeves
- JAB079-240-600 1m Sealbrite™ Cone Sleeves

### Standard One-Piece



Linear moulded, sand weighted with Des 2 retro-reflective sleeve

- JAA030-220-600 45cm/18'
- JAA080-220-600 53cm/21'
- JAA050-220-600 60cm/24'
- JAA060-220-600 75cm/30'
- JAA070-220-600 1m

### Quad Cones



Linear moulded, two part cone with Des 2 retro-reflective sleeve

- JAC030-240-600 45cm/18'
- JAC080-240-600 53cm/21'
- JAC070-240-600 1m

### Jaws



Injection moulded, smooth recessed hand grip, with Des 2 retro-reflective sleeve

- JAH060-240-600 75cm/30'

### Autocones



Injection moulded, self weighted with Des 2 retro-reflective sleeve

- JAL040-200-600 50cm/20'
- JAL060-200-600 75cm/30'

### Roadhog



One piece, self weighted, recycled PVC with Des 2 retro-reflective sleeve

- JAU030-200-600 45cm/18'
- JAU060-200-600 75cm/30'

## No Waiting and Hazard Warning Cones

### No Waiting Cone



- JAD090-020-200 Mk2 Plain/Sand Weighted
- JAD081-120-200 Mk2 Emb/Sand Weighted
- JAD081-140-200 Mk3 Rubatype/2 prt
- JAF081-120-200 Governor/Comp Weighted
- JAD081-130-200 Mk2 Emb/Comp Weighted

### Cylindrical No Waiting



- JAE031-620-200 45cm Sand Weighted
- JAE081-620-200 53cm Sand Weighted
- JAC031-640-200 45cm Quad 2 Part
- JAC081-640-200 53cm Quad 2 Part

### Hazard Warning



- JCE040-000-200 50cm PVC Caution Slippery Surface
- JCF040-000-200 50cm PVC Caution Floor Cleaning in Progress
- JAD081-220-200 Caution Wet Floor

**ADHIK.SWAMY**  
GM OPERATIONS  
SAFE STONE GROUPS

*Handwritten signatures and notes:*  
V. Raja Sushma  
S. Srinivasan  
K. Ch.

**SURESH SUKUMARAN**  
Chief Executive Officer  
SAFE STONE GROUPS

© ISP Limited 2003  
S. Srinivasan



# Don't ride loads.



تصعد في دلو الرافعة أو إمساك أي جزء من الرافعات

Never hitch a lift in a hoist bucket or by holding on to any part of a crane

उड़ने वाली बाल्टी को कभी न खींचें न और न ही क्रेन के किसी भाग को पकड़े हुए उसे खींचें



*A. S.*  
**ADHI.K.SWAMY**  
 GM OPERATIONS  
 SAFE STONE GROUPS

*S. Prasad Sanyal*

*S. Prasad Sanyal*

*R. Desai*

*V. Raja Sushma*

*A. Kumar*

*N. Malik*

*In. K. S.*

*Suresh*  
**SURESH KUMARAN**  
 Chief Executive Officer  
 SAFE STONE GROUPS

*Ar. 2. Nav*






# Report Unsafe condition to your superior

أخبر المشرف أو مراقب العمال عن كافة الأحوال غير الآمنة

Report all unsafe conditions to your supervisor or foreman

किसी भी असुरक्षित स्थिति की सूचना अपन निरीक्षक या मुख्य-कर्मचारी को दें ।



**SURESH SUKUMARAN**  
Chief Executive Officer  
SAFE STONE GROUPS

**ADHI.K.SWAMY**  
GM OPERATIONS  
SAFE STONE GROUPS

*V. Gija Sushama*  
*A. Kumar*

*Im. K. S. R. Ch.*  
*T. S.*  
*J. S.*

*S. Pravin Sanyal*

*N. Mohan*



# Do not stand or work under the load



S. Anwar Saig



**ADHI.K.SWAMY**  
GM OPERATIONS  
SAFE STONE GROUPS

**SURESH SUKUMARAN**  
Chief Executive Officer  
SAFE STONE GROUPS

*[Handwritten signature]*

*[Handwritten signature]*

*[Handwritten signature]*  
V. Teja Sushma

*[Handwritten signature]*

*[Handwritten signature]*  
Anwar Saig




# Always check the overhead danger

**X**

خطأ

**DON'T**

ن करें !



صواب

**DO**

करें !



*A. J.*  
**ADHI.K.SWAMY**  
GM OPERATIONS  
SAFE STONE GROUPS *S. Praveen Sanyal*

*Suresh*  
**SURESH SUKUMARAN**  
Chief Executive Officer  
SAFE STONE GROUPS

*Handwritten signature*

*Handwritten signature*

*Handwritten signature*  
**V. Raja Sushma**  
*Handwritten signature*



# Safe Working Practices

## Manual handling

- Do not attempt to lift or move something that is beyond their capacity
- Inspect the object to be lifted for projecting nails, sharp edge, wire and, abrasive surface
- Wear PPE
- Wipe off grease, dirt or water from any object to be handled
- Know how you are going to lift and where you are going to place it before you start.


  
**ADHI K. SWAMY**  
GM OPERATIONS  
SAFE STONE GROUPS



  
**SURESH SUKUMARAN**  
Chief Executive Officer  
SAFE STONE GROUPS








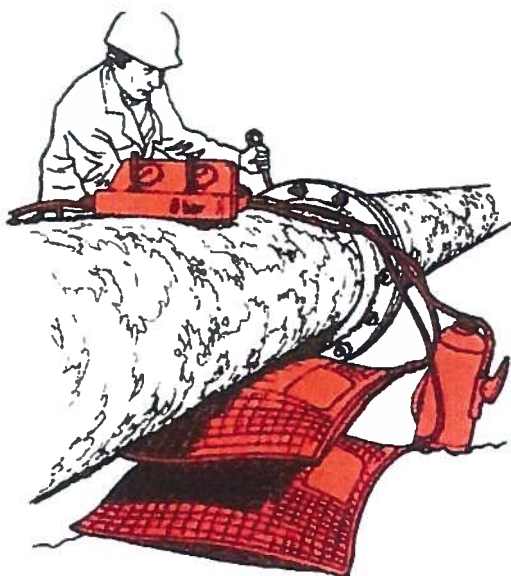
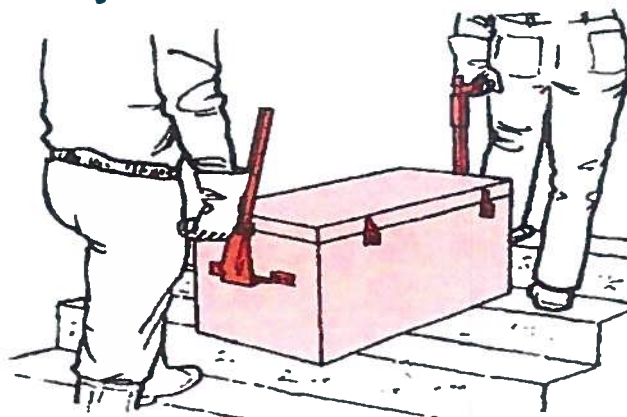
S. Pravin Sanyas




# Safe Working Practices Manual handling - Cont.

Do not attempt to lift or move something that is beyond their capacity



**ADHI.K.SWAMY**  
GM OPERATIONS  
SAFE STONE GROUPS



**SURESH SUKUMARAN**  
Chief Executive Officer  
SAFE STONE GROUPS

*Adhi K Swamy*  
*S. Pravin Sankar*

*N. Madh*  
*V. Geja Sushma*  
*Arjun*



# Select the right tools for the job and use correctly



## TOOLS SAFETY

- \* Do not remove safety guards & safety devices.
- \* Damaged tools shall not be used.
- \* Electrical cord shall be double insulated and free from any damage.
- \* All sharp tools and cutters must be guarded, when not in use.
- \* Potential Hazards are the inherent quality of any tool.
- \* You have to be careful to avoid accidents.



## سلامة الأدوات :

- ❖ لا تزيل أي إشارة أو علامة من علامات السلامة داخل الموقع.
- ❖ لا تستخدم الأدوات الغير صالحة للاستخدام.
- ❖ الأدوات الكهربائية يجب أن تكون مثبتة من الاتجاهين وبعيدة عن الأخطار.
- ❖ كافة الأدوات الحادة يجب أن تكون مؤمنة بشكل كافي عند الاستخدام.
- ❖ كل آلة مهما كانت جودتها عانية قد تسبب خطراً على الحياة.
- ❖ يجب إتخاذ كافة التدابير اللازمة لمنع الحوادث .



## सुरक्षा उपकरण

- \* सुरक्षा रक्षक तथा सुरक्षा उपकरण को मत हटाएं ।
- \* क्षतिग्रस्त उपकरणों का प्रयोग मत करें ।
- \* बिजली की तार को दोहरा कवच होना चाहिए तथा वह टूटी-फूटी न हो ।
- \* जब तीखे उपकरणों व कटर का प्रयोग न हो रहा हो, तो उन्हें सुरक्षित रखो ।
- \* सावधी दो कि दुर्घटनाएं न हों ।



ADHI.K.SWAMY  
GM OPERATIONS  
SAFE STONE GROUPS



SURESH SUKUMARAN  
Chief Executive Officer  
SAFE STONE GROUPS

S. Inarwan samsis

V. Geeta kushona



# Safe Work Practices

## Hand and Portable Power Tools

- Select the right tools for the job and used correctly
- Tools and materials shall not be thrown or tossed from one employee to another
- All tools shall never be altered and shall be kept in proper working condition
- All tools must be maintained cleaned and kept in proper place after use
- Foreman/Engineer shall inspect all tools frequently and make proper replacement if required.

*A. S.*  
**ADHI.K.SWAMY**  
 GM OPERATIONS  
 SAFE STONE GROUPS



*S. S.*  
**SURESH SUKUMARAN**  
 Chief Executive Officer  
 SAFE STONE GROUPS

*hdy*

*N.M. only*  
*Jas. Sanyal*

*S. Iyer*

*Amr*

*hdy*

*V. Raju*

*V. Raju*

*31*



## Materials Handling- Cont.



في حالة حمل المواد العائقة مثل قضيب معدني طويل جداً، تأكد بأنه لا يوجد أحد في طريق مرورك

When carrying obstructive materials such as lengthy bent rods ensure that there is no one standing in the way of passage

लम्बा मुडा सरिया आदि जैसी चीजें उठाते हुए यह देख लें कि रास्ते में कोई नहीं है ।

A. J. ADHI.K.SWAMY  
GM OPERATIONS  
SAFE STONE GROUPS

SURESH SOKUMARAN  
Chief Executive Officer  
SAFE STONE GROUPS



S. Prasad Sanyal

Jai Sanyal

N. Mahalingam

J. K. Sanyal

Sanyal

V. Geeta Sushma

A. K. Sanyal




All tools shall be kept in proper place after use.

في حال عمالك في الأدوار العالوية يجب عليك وضع المعدات في صندوق أو حقيبة

When aloft keep tools in a box or bag

जब आप हवा में हो तो उपकरणों को किसी डिब्बे या बैग में रखें।



*N. Mohan*  
*V. Gija Sushma*  
**SURESH SUKUMARAN**  
 Chief Executive Officer  
 SAFE STONE GROUPS

*Adhik Swamy*  
*Pranav*  
*Arjun*  
*S. Prasad Sanyal*

*A. Adhik Swamy*  
 GM OPERATIONS  
 SAFE STONE GROUPS



# Safe Work Practices Hand Tools

- Sharp edged tools (such as knives) when not in use, shall be protected by sheath.
- Tools should not be used as hammer unless it is made for the purpose.
- Screwdriver should not be used as a chisel, punch or scraper, only for driving screw
- Non-sparking tools shall be used in areas where flammable liquid gases exist.

*A. J.*

**ADHI.K.SWAMY**  
GM OPERATIONS  
SAFE STONE GROUPS



*R. Chinn*

*Jae isely*

*A. Kumar*

*S. Prasad Sanjay*

*N. Mahesh*



*T. Kumar*

**SURESH SUKUMARAN**  
Chief Executive Officer  
SAFE STONE GROUPS

*John K...*

*Abhishek D...*  
*V. Raja Anand*

*Abhishek*



# Safe Work Practices Portable Power Tools

- Portable extension cord shall be maintained in safe condition at all times
- Power cord or electric tools must be inspected frequently from any damaged and repaired or replaced.
- Electric Plugs must be free from any damages & cable must be checked for loose connection
- Defective power tools shall be tagged **DANGEROUS NOT USE.**
- Portable Electrical Equipment Inspection register

*A. S.*  
**ADHI.K.SWAMY**  
 GM OPERATIONS  
 SAFE STONE GROUPS

*[Signature]*  
**SURESH SUKUMARAN**  
 Chief Executive Officer  
 SAFE STONE GROUPS



*N. Indya*  
*[Signature]*  
*[Signature]*

*S. Prasad Sarma*  
*[Signature]*  
*[Signature]*



# Safe Work Practices Machinery

- Only authorized & competent person shall be designated to operate power tools & machinery
- All moving machinery must be guarded.
- Switch off machine before making nay repairs or replacements of any parts.

*A. Swamy*  
ADHI.K.SWAMY  
GM OPERATIONS  
SAFE STONE GROUPS

*S. Praveen Sanyal*

*Suresh Sukumaran*  
SURESH SUKUMARAN  
Chief Executive Officer  
SAFE STONE GROUPS




*N. Madhavan*  
*Lalitha*  
*A. Manjunath*

*H. Anand*

*Dr. S. Suresh*  
*N. Geja Sushama*  
*Ar. R. Suresh*




# Machine Guarding



طريق آمن  
Safe Way  
सुरक्षित ढंग

سلامة الآلة تقاس بمقدار الوقاية  
Safe machine fitted with guards  
सुरक्षित मशीन रक्षा उपकरणों के साथ

X



طريق خطر  
Wrong Way  
असुरक्षित ढंग

آلة خطيرة

Dangerous machinery  
खतरनाक उपकरण

S. Prasad Sanyal

SURESH SUKUMARAN  
Chief Executive Officer  
SAFE STONE GROUPS

40

78

V. Geja Sushma

A. K. Swamy  
ADHI.K.SWAMY  
GM OPERATIONS  
SAFE STONE GROUPS



# Machine Guarding



عليك عدم التواجد في أماكن  
المعدات المتحركة

Keep clear of all moving  
machinery if you are not  
required in the vicinity

अगर आपका वहाँ पर कोई  
काम न हो तो  
मशीनरी से दूर रहें ।



Wheel Guard for  
AG801



*Adhik Swamy*  
**ADHIK SWAMY**  
GM OPERATIONS  
SAFE STONE GROUPS

*James*  
*Kar*

*S. Praveen Sanyal*  
**SURESH SUKUMARAN**  
Chief Executive Officer  
SAFE STONE GROUPS

*79*  
*Signature*



# Safety Work Practices - Electrical

- Electrical work shall only be undertaken by the qualified persons.
- Portable metal ladder shall NOT be used. Only ~~nonconductive portable ladders are allowed on the project.~~
- Always respect electricity. It takes very little electric current to kill.
- Disconnect power tools when not use
- Never connect portable power tools to lighting sockets.
- Report immediately any defects in any electrical apparatus or installation
- Do not attempt any electrical repairs if your are not qualified person
- All overhead high voltage cables and lines shall be identified and visibly marked DANGER- HIGH VOLTAGE
- Bare fingers or hands should not be used to determine whether a circuit is energized
- All electrical equipment should be protected with safety sign and barriers.
- Follow Lock out /Tag out regulations

## SAFETY FIRST



**Risk of Electric Shock.**

**Disconnect all power sources before servicing.**

LOCKOUT BEFORE WORK



TEST BEFORE TOUCH

*S. Prasad Sanyal*

*ADHIK.SWAMY*  
GM OPERATIONS  
SAFE STONE GROUP

# Electrical Safety First



80

**SURESH SURESH**  
Chief Executive Officer  
SAFE STONE GROUPS

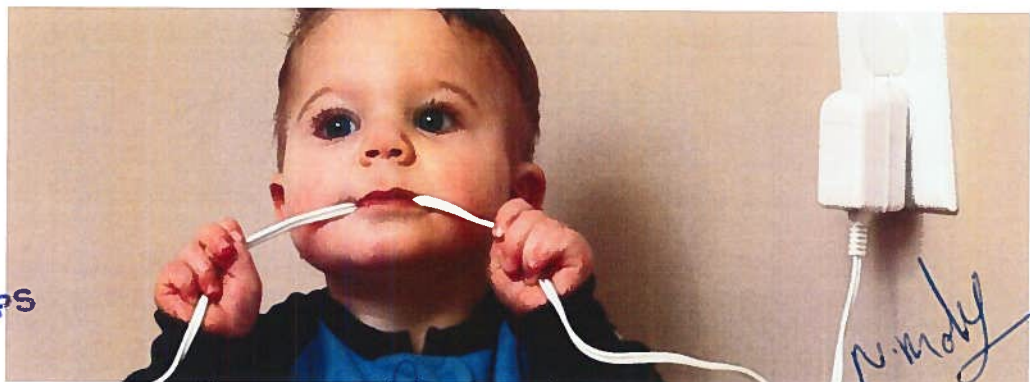
*For* *Adhi* *Prasad* *Sanyal* *Prasad* *Sanyal*



# Safety Work Practices Electrical- Cont.

- Portable extension cord shall be maintained in safe condition at all times
- Power cord or electric tools must be inspected frequently from any damaged and repaired or replaced.
- Electric Plugs must be free from any damages & cable must be checked for loose connection
- Defective power tools shall be tagged **DANGEROUS DO NOT USE.**

S. Kumar Sengupta



V. Raja Sushama

N. Mohy

ADHI.K.SWAMY  
GM OPERATIONS  
SAFE STONE GROUPS

SURESH SUKUMARAN  
Chief Executive Officer  
SAFE STONE GROUPS

Handwritten signatures and notes at the bottom of the page.



# Safety Work Practices Electrical- Cont.

Insufficient lights report to your foreman/engineer

في حال نقص الضوء في الدرج أخبر  
المشرف أو المراقب عنها

Where lighting in staircases is  
insufficient report it to your supervisor  
or foreman

सीढ़ियों में अगर रोशनी की कमी है तो  
अपने निरीक्षक या मुख्य-करमचारी को  
सूचित करें ।

إذا كنت غير قادر على مشاهدة الطريق  
الذي تسير عليه فاحصل على الضوء  
الكافي أولاً.

If you cannot see where you're  
going get adequate lighting first.

अगर आप को रास्ते में नज़र नहीं आ  
रहा तो पहले पर्याप्त रोशनी का प्रबन्ध  
करें ।



SLIP AND FALL DUE  
TO POOR LIGHTING

V. Geja Sushma

**SURESH SUKUMARAN**  
Chief Executive Officer  
SAFE STONE GROUPS

82



A. J. ADIL R. SWAMY  
GM OPERATIONS  
SAFE STONE GROUPS

Jel...  
A. Kumar...  
S. Prasad...  
S. Prasad...



# Safety Work Practices Electrical- Cont.


Disconnect power tools when not use



عليك بقطع التيار الكهربائي بعد استعمال الأجهزة الكهربائية

Always switch off the supply after using electrical equipment.

बिजली से चलित उपकरणों का प्रयोग करने के बाद बिजली की स्पलाई बंद कर दें ।



**ADHI.K.SWAMY**  
GM OPERATIONS  
SAFE STONE GROUPS

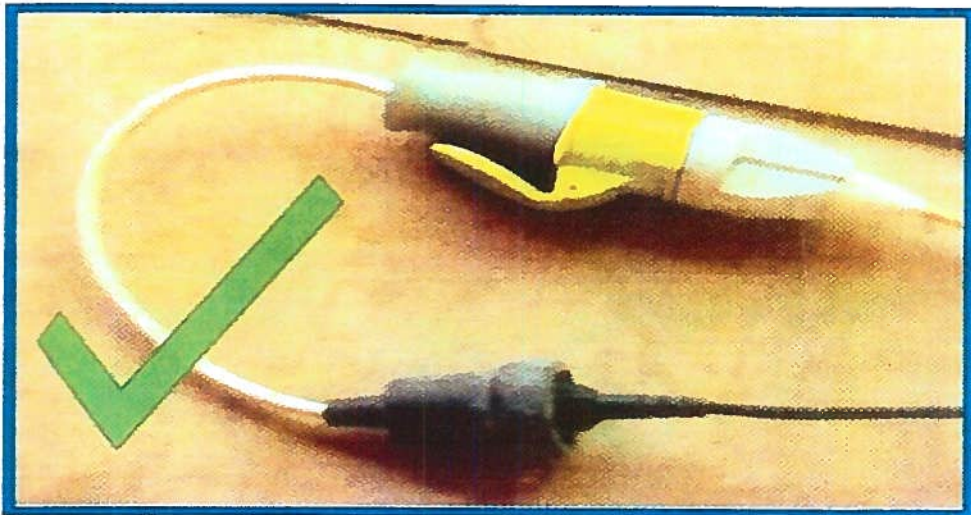
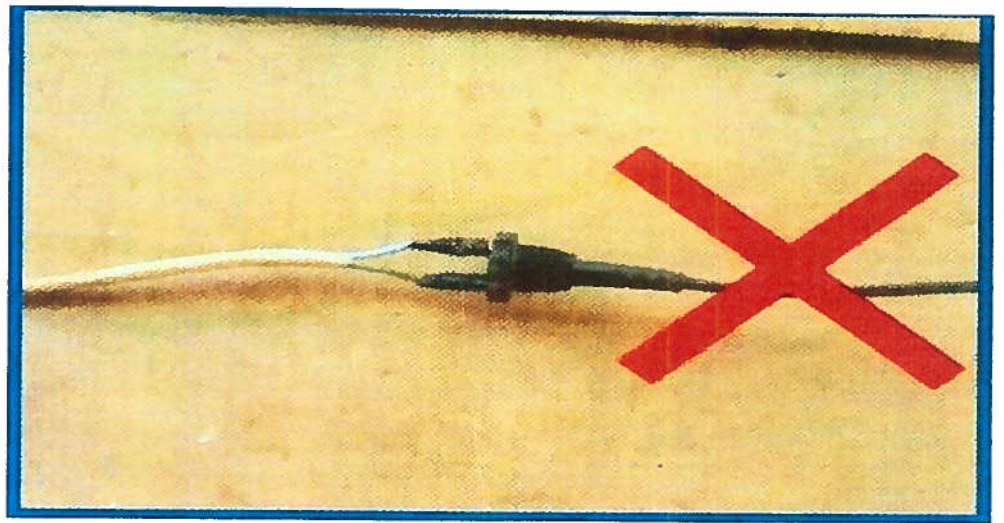
**SURESH SUKUMARAN**  
Chief Executive Officer  
SAFE STONE GROUPS



# Safety Work Practices Electrical- Cont.

Never connect portable power tools to lighting sockets

خطأ  
DON'T  
ن करें !



صواب  
DO  
करें !

A. ADHI.K.SWAMY  
GM OPERATIONS  
SAFE STONE GROUPS

S. Iyengar Sarangi



SURESH SUSUMARAN  
Chief Executive Officer  
SAFE STONE GROUPS



V. Reja Sushma



# Safety Work Practices Electrical- Cont.



Do not attempt any electrical repairs if your are not qualified person



*A.K.S.*  
**ADHI.K.SWAMY**  
GM OPERATIONS  
SAFE STONE GROUPS

*Vijaya Sushma*  
*Prasanna*  
*N. Mohy*  
*Shamir*

*S. Anwar Samy*  
**SURESH SUKUMARAN** 85  
Chief Executive Officer  
SAFE STONE GROUPS  
*S. Anwar*



# Always Respect electricity



انتبه، خطر كهرباء.....!

**Take Care,Electrical Hazard...!**

S. Iyengar Sampath

सावधानी वर्ते बिचती का क्ष्वपक्ष .....



**ADHI.K.SWAMY**  
GM OPERATIONS  
SAFE STONE GROUPS

*Adhi K. Swamy*  
*A. Iyengar Sampath*

*[Handwritten signature]*  
*[Handwritten signature]*

*[Handwritten signature]*

*N. Mahalingam*  
*V. Geetha Sushma*  
**SURESH SUKUNARAN**  
Chief Executive Officer  
SAFE STONE GROUPS



# Safety Work Practices

## Housekeeping

- Working area is to be kept free of all debris and waste materials. Clean up before work and before you go
- Pieces of lumber with protruding nails are to be promptly piled out of the way and the nails withdrawn or bent over
- All scrap is to be removed and deposited in proper container.
- Keep all materials piled neatly as you go rather than throwing it about requiring a second cleanup handling.
- All tools, compressed gas bottles and other equipment are to be returned to their proper places after use
- Special attention is to be given to the removal and disposal of oily rags, paint cans, and any container that may have held flammable liquids. Use the designated receptacles.
- Eliminate the slipping and falling hazards caused oil and liquid spillage by immediately wiping or spreading an absorbing material on the area and informing your foreman/engineer about the incident.
- Walkways scaffold, and stairways shall be kept clear of welding cords, power cords, hoses, small tools and equipment.

*A. S.*  
**ADHI.K.SWAMY**  
 GM OPERATIONS  
 SAFE STONE GROUPS

*S. Prasad Suresh*

*Surekha* *Jan K.F.*  
**SUREKHA SUREKHARAN**  
 Chief Executive Officer  
 SAFE STONE GROUPS





# Clean up the are before and after work

ساهم بالحفاظ على موقع عملك مرتباً  
ونظيفاً لأن تأمين هذه الخدمات جيداً  
يمنع وقوع الحوادث

Help to keep the site tidy. Good  
housekeeping prevents accidents.

स्थल को साफ-सुथरा रखने में मदद करें ।  
अच्छी सफाई से दुर्घटनाएं नहीं होती ।



S. Praveen Sarangi

ADHI.K.SWAMY  
GM OPERATIONS  
SAFE STONE GROUPS



88  
SURESH SUKUMARAN  
Chief Executive Officer  
SAFE STONE GROUPS



# Use proper container for waste, garbage etc.



خطأ  
DON'T  
ن करें ।

صواب  
DO  
करें ।



ADHI.K.SWAMY  
GM OPERATIONS  
SAFE STONE GROUPS


*Handwritten signatures and names:*  
A. K. Swamy  
S. Prasad  
V. Geja Sushma  
S. Prasad Sonjay

*Handwritten signature:* S. Prasad Sonjay  
**SURESH SUKUMARAN**  
Chief Executive Officer  
SAFE STONE GROUPS  
89





# A tidy is a safe site



الموقع المرتب يعتبر موقعاً آمناً.

**A tidy site is a safe site**

एक साफ़ सुथरा स्थल, सुरक्षित स्थल होता है ।

**A. K. SWAMY**  
GM OPERATIONS  
SAFE STONE GROUPS

**SURESH SUKUMARAN**  
Chief Executive Officer  
SAFE STONE GROUPS

S. Soman Sanying

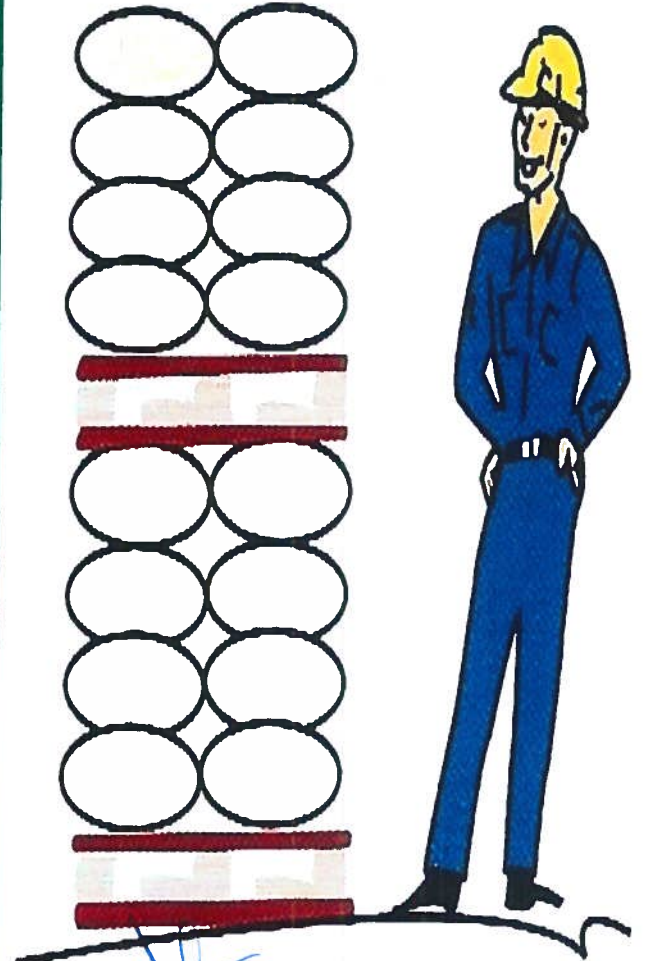


# Proper Stacking of materials

في حالة وضع المواد فوق بعضها عليكم  
بوضعها على أرض ثابتة ومتساوية  
بالأسلوب المرتب

Where materials must be stacked  
make sure that they are stacked on  
a firm and level base and in a tidy  
manner.

जहाँ पर भी सामान के ढेर लगाने हों,  
यह देख लें कि उसके ढेर एक  
सुदृढ़ तथा समतल आधार-स्थल  
पर सफाई से लगाएं।



A. K. SWAMY  
GM OPERATIONS  
SAFE STONE GROUPS

V. Geeta Sushma  
A. Kumar

J. S. S. S. S.  
S. S. S. S. S.

SURESH SUKUMARAN  
Chief Executive Officer  
SAFE STONE GROUPS

S. Prasad Sengupta



# Tripping Hazards



حافظ على ممرات المشاة خالية من الأخطار.

**Keep** walkways clear of tripping hazards

रास्ते में ऐसी चीजें न रखें जिनसे आदमी गिर पड़ें ।



A.   
ADHIK.SWAMY  
GM OPERATIONS  
SAFE STONE GROUPS



  
SURESH SUKUMARAN 02  
Chief Executive Officer  
SAFE STONE GROUPS

  
S. Prasad Sengupta



  
N. Mohan  
  
V. Geeta Subhma





# Tripping Hazards

راقب الأماكن التي تسلكها أثناء إزالة  
وتحريك المواد، احذر خطر الانزلاق


Watch where you are going  
whilst moving materials, look  
out for tripping hazards.

चलते हुए सामान के बीच में से  
चलते समय पूरा ध्यान दें  
और देखें कि कोई ऐसी चीज़ न  
हो जिससे आप गिर जाएं ।



A. [Signature]

ADHI.K.SWAMY  
GM OPERATIONS  
SAFE STONE GROUPS



[Signatures: V. Giga Kishma, Ramu]

SURESH KUMARAN  
Chief Executive Officer  
SAFE STONE GROUPS

[Signatures: S. Prasad Saroj, 93]



# Injured Person



ضعف تأمين التجهيزات و الخدمات يسبب الحوادث و الجروح.

Poor Housekeeping causes accidents and injuries

बुरी सफाई से दुर्घटनाएँ होती हैं और चोटें लगती हैं ।

A. 

ADHI.K.SWAMY  
GM OPERATIONS  
SAFE STONE GROUPS



  
SURESH SUKUMARAN  
Chief Executive Officer  
SAFE STONE GROUPS



# Waste Management

- Debris shall not be thrown from upper store, but be removed either by machinery or enclosed tilted passage/enclosed chutes. Accumulated debris shall be surrounded by railing or wall
- All scrap lumber, waste materials and rubbish shall be removed from the work area as the progress
- Disposal of waste materials or debris shall be as per Municipality Regulations
- All solvent waste, oily rags and flammable liquids shall be kept in fire resistant/metal containers with lid until removed from worksite.
- Domestic and solid waste from the camps and accommodation will be stored in predetermined collection points prior to the removal and disposal by the appointed contractor.
- Timber and other scrap materials with a commercial value shall be separated and stored in segregated areas prior to removal.
- Oil and lubricants shall be collected in the drums and disposal of in accordance with contractor instructions.
- Batteries shall be drained and flushed before disposal and the residual acid dilutes and neutralized shall be discharged into the sewerage plant.



*A. S. Swamy*  
**ADHI.K.SWAMY**  
GM OPERATIONS  
SAFE STONE GROUPS

*Lal. S. S. S.*

*A. S. S.*

*V. Gija Sushma*

*S. S. S.*  
**SURESH SUKUMARAN**  
Chief Executive Officer  
SAFE STONE GROUPS

*S. S. S.*



# Gas Cylinder safety

No person shall repair or cause to repair any leakage in the body of a seamless gas cylinder



Do not over fill a gas cylinder



Remove leaking gas cylinder to open space to avoid risk of life and property



Do not slide, drop or play with gas cylinders



Please look for the next date of test,

which is marked on the cylinder shoulder or on a metal ring inserted between the valve and the neck of the cylinder, and if this date is over, do not accept the cylinder for filling



ADHI.K.SWAMY  
GM OPERATIONS  
SAFE STONE GROUPS

S. (Srinivas Sanyal)

SURESH S. SOMANAN  
Chief Executive Officer  
SAFE STONE GROUPS

*(Handwritten signatures and notes)*



# Welding and Cutting

1 OF 5

- Obtain a Work Permit before starting welding or cutting in a restricted area.
- All equipment must be in good and safe conditions
- Adequate fire fighting equipment shall be provided. Minimum required 10 lbs or 4.4 kgs. Class ABC fire extinguishers.
- Molten metals and sparks must not be permitted to fall on gas cylinders, flammable materials, or opening equipment.
- Drums which have contained flammable liquids must not be used to support work to be welded or burned.
- Cables and hoses must not be caused tripping hazards or expose to damage
- Craftsmen must use the prescribed personal protective equipment for the job
- Maintain adequate ventilation in an enclosed space workplace.



ADHI.K.SWAMY  
GM OPERATIONS  
SAFE STONE GROUPS

SURESH SUKUMARAN 97  
Chief Executive Officer  
SAFE STONE GROUPS



# Welding and Cutting

- Cylinders shall be transported and used securely fixed in the upright position. When not in use, they must be stored in oxygen/acetylene rack with steel caps on all cylinders.
- Cylinders should not be dropped, thrown, used as a roller or as a support.
- Valves, gauges and regulators must be kept free of oil and grease
- A torch lighter must be used to light the torch, never use grease.
- Cylinders shall have steel caps securely place while in transit

**Hot Work JSA**  
**Welding, Grinding & Cutting**

*A. J.*  
ADHI.K.SWAMY  
GM OPERATIONS  
SAFE STONE GROUPS

*N. Geja Sushoma*  
*N. Manoj*  
*Jay. Dhananjay*  
*Alkanan*  
*Kommanu*

*S. Praveen Sengupta*

*[Signature]*

SURESH SUKUMARAN 98  
Chief Executive Officer  
SAFE STONE GROUPS



# Welding and Cutting

3 OF 5

- Welding leads and grounds should be securely attached by cable lugs and by ground clamps.
- Cable joints must be made with approved cable connectors.
- Electrodes must be removed from holders when not in use.
- Where necessary, screens shall be used to protect persons near the arc.
- Only electrode holders which are specifically designed for welding and are capable of safely handling the maximum rated current required by the electrodes shall be used.
- Welding cable shall be completely insulated, flexible type and current requirement of the work in progress.

*A. Adhi K. Swamy*  
**ADHI.K.SWAMY**  
 GM OPERATIONS  
 SAFE STONE GROUPS

*Suresh Sukumaran*  
**SURESH SUKUMARAN**  
 Chief Executive Officer  
 SAFE STONE GROUPS

99



# Welding and Cutting

- Whenever possible, all combustible materials should be removed from the work area. If they cannot be removed, they should be covered with asbestos blanket or similar fireproof material. Gas cylinders should be protected from falling sparks.
- Operators of arc welding equipment must always switch off the current to the electrode holder whenever it is to be set down or is not actually in use



S. Anwar Saig

ADHI.K.SWAMY  
GM OPERATION  
SAFE STONE GRO




In Kof.  
V. Geja Sushma  
Ar R...

SURESH SUKUMARAN  
Chief Executive Officer  
SAFE STONE GROUPS

Op...  
A...  
Z...  
B...



# Lack of knowledge



لا تستعمل المعدات في حال عدم معرفتك بها

Do not use equipment you have no knowledge of.

ऐसे किसी उपकरण का प्रयोग न करें जिसके बारे में आपको सारी जानकारी न हो ।

# KNOWLEDGE



*A. K. Swamy*  
**ADHI.K.SWAMY**  
GM OPERATIONS  
SAFE STONE GROUPS

*V. Geeta Subma*  
*N. M. Dey*  
*Sanjay*  
*Manoj*  
*Arjun*  
*Arjun*

*S. Praveer Sengupta*  
**SURESH SUMATHAN**  
Chief Executive Officer  
SAFE STONE GROUPS



# Avoids activities that would endanger self or workmates



لا تعرض نفسك والآخرين للخطر

Never do anything that is likely to endanger yourself or others.

कोई भी ऐसा काम न करें जिससे आपको या दूसरों को खतरा हो ।

*A. Swamy*  
**ADHI.K.SWAMY**  
 GM OPERATIONS  
 SAFE STONE GROUPS

*S. Suresh*  
**SURESH SUKUMARAN**  
 Chief Executive Officer  
 SAFE STONE GROUPS

*S. Suresh*

*Ch. Praveen*  
*A. Suman*


*V. Geeta Sushma*

*102*



# Drinking Water

- o Cool, clean drinking water is available at all times. Used cups will be disposed in containers provided and will not be thrown anywhere on site



*A. [Signature]*  
**ADHI.K.SWAMY**  
 GM OPERATIONS  
 SAFE STONE GROUPS

*S. [Signature]*  
**SURESH SUKUMARAN**  
 Chief Executive Officer  
 SAFE STONE GROUPS



*[Handwritten signatures and notes]*  
 v. Raja Sushma



# Sanitary Facilities

- Adequate sanitary facilities are provided on the jobsite and are to be used by all employees. We request your cooperation in maintaining these facilities in a clean and orderly condition.
- Restrooms must be kept clean. Place lunch bags, papers, drinking cups and other refuse in the container provided for their disposal



S. Prasad Sastry

A. J. S.  
ADHI.K.SWAMI  
CM OPERATION  
SAFE STONE GRO



V. Raja Sushma  
A. Kumar

N. Manoj  
Suresh Kumar

SURESH KUMARAN  
Chief Executive Officer  
SAFE STONE GROUPS



# Use proper container for waste, garbage etc.



خطأ  
DON'T  
ن करें !

صواب  
DO  
करें !



S. Ponnur Samsir



A. J. ADHI.K.SWAMY  
GM OPERATIONS  
SAFE STONE GROUPS

V. Raja Sushma

Opp. Samsir

A. Kumar

Johny

R. Chy

SURESH SUKUMARAN  
Chief Executive Officer  
SAFE STONE GROUPS



# Transport Vehicular Safety

- No employee shall operate Company Vehicle without proper authority
- Only employees and other persons authorized by the company shall be permitted to ride Company Vehicle
- Transportation of persons on the top of truck's load or back of pick up is prohibited
- No part of the human body should be extended outside the vehicle.
- Observe Traffic rule & regulations

## Transport Vehicle Safety in Construction Site



### Hazards



S. Pravin Sanyal

### Precautions

V. Geja Sushoma

**SURESH SUKUMARAN**  
Chief Executive Officer  
SAFE STONE GROUPS



ADHI.K.SWAMI  
GM OPERATIONS  
SAFE STONE GROUPS



*[Handwritten signatures and notes]*



# Transportations – Cont.

Always fall in line

**X**  
خطأ  
**DON'T**  
न करें ।



TRANSPORTATION

50

**ADHI.K.SWAMY**  
GM OPERATIONS  
SAFE STONE GROUPS

صواب  
**DO**  
करें ।

*V. Geja Sushma N. mdy*

**SURESH SUKUMARAN**  
Chief Executive Officer  
SAFE STONE GROUPS



*S. Anwar Saigal*

*Prasanna*

*Alam*

*Adnan*

*K. Anand*

*Lee*

*Prasanna*

*Prasanna*



# Transportations – Cont.

Passenger type vehicle shall not exceed the number that can be seated



*A. Swamy*  
**ADHI.K.SWAMY**  
GM OPERATIONS  
SAFE STONE GROUPS

*Jeevan Reddy*

*N. Madhav*  
*V. Geja Sushma*

*Prasanna*

*Amritha*

*Kalyan*

*Suresh*

*Arjun*

**SURESH SUKUMARAN**  
Chief Executive Officer  
SAFE STONE GROUPS

*S. Prasad Sarsing*





# Transportations – Cont.



إن آليات ومعدات الحفر  
ليست لنقل الأشخاص

Dumpers and excavating  
equipment are not  
for carrying passengers

कुडा-दान और खोदाई का  
सामान यानियों के लिए  
नहीं है ।

*Handwritten signature*

**ADHI.K.SWAMY**  
GM OPERATIONS  
SAFE STONE GROUPS



*Handwritten signatures and initials*

**SURESH SUKUMARAN**  
Chief Executive Officer  
SAFE STONE GROUPS

*V. Geja Sushma*

*Handwritten signatures and initials*




**Follows specific safe work instruction / SPA and makes sure that it is clearly understood to avert any accident**

أتبع التعليمات  
Follow instructions.  
नियमों का पालन करें



إذا لم تفهم التعليمات المعطاة  
لا تعتمد على الحظ، بل اسأل  
If you don't understand instructions  
given, don't take chances, Ask.....  
अगर आपको निर्देश समझ नहीं  
आए तो कोई खतरा न लें  
। पूछ लें .....



*A.K.S.*  
**ADHI.K.SWAMY**  
GM OPERATIONS  
SAFE STONE GROUPS

*N. Mahalingam*  
*S. Lakshminarayana*  
*S. Lakshminarayana*

*v. Neelakrishna*  
**SURESH SUKUMARAN**  
Chief Executive Officer  
SAFE STONE GROUPS



## Site Housekeeping

Always ensure that your work area is tidy and free from any rubbish.

A waste compound is provide on site for the orderly disposal of waste materials.

A site recycling compound is also provided -- please make full use of this facility.

Rubbish is a hazard -- contractors not cleaning up during and after their work will be issued with warnings. Any cleaning costs incurred by principal contractors having to tidy up after contractors will be passed on to the offending contractor.



*S. Praveen Sankar*  
*V. Raja Subbar*  
*A. R. Khan*  
*H. Chinn*  
*[Signature]*




**ADHIC**  
**GM OPERATIONS**  
**SAFE STONE GROUPS**

**SURESH SUKUMARAN**  
Chief Executive Officer  
**SAFE STONE GROUPS**

*A. [Signature]*  
*[Signature]*  
*[Signature]*  
*[Signature]*  
*[Signature]*



# First Aid



- The first aiders has been appointed on this site for first aid treatment
- Each of these people are suitably trained and possess a current first aid certificate
- This site has first aid boxes located in the site office .
- An Ambulance is available at site to handled any casualties



*A.K.*  
ADHI.K.SINHA  
GM OPERATIONS  
SAFE STONE GROUPS

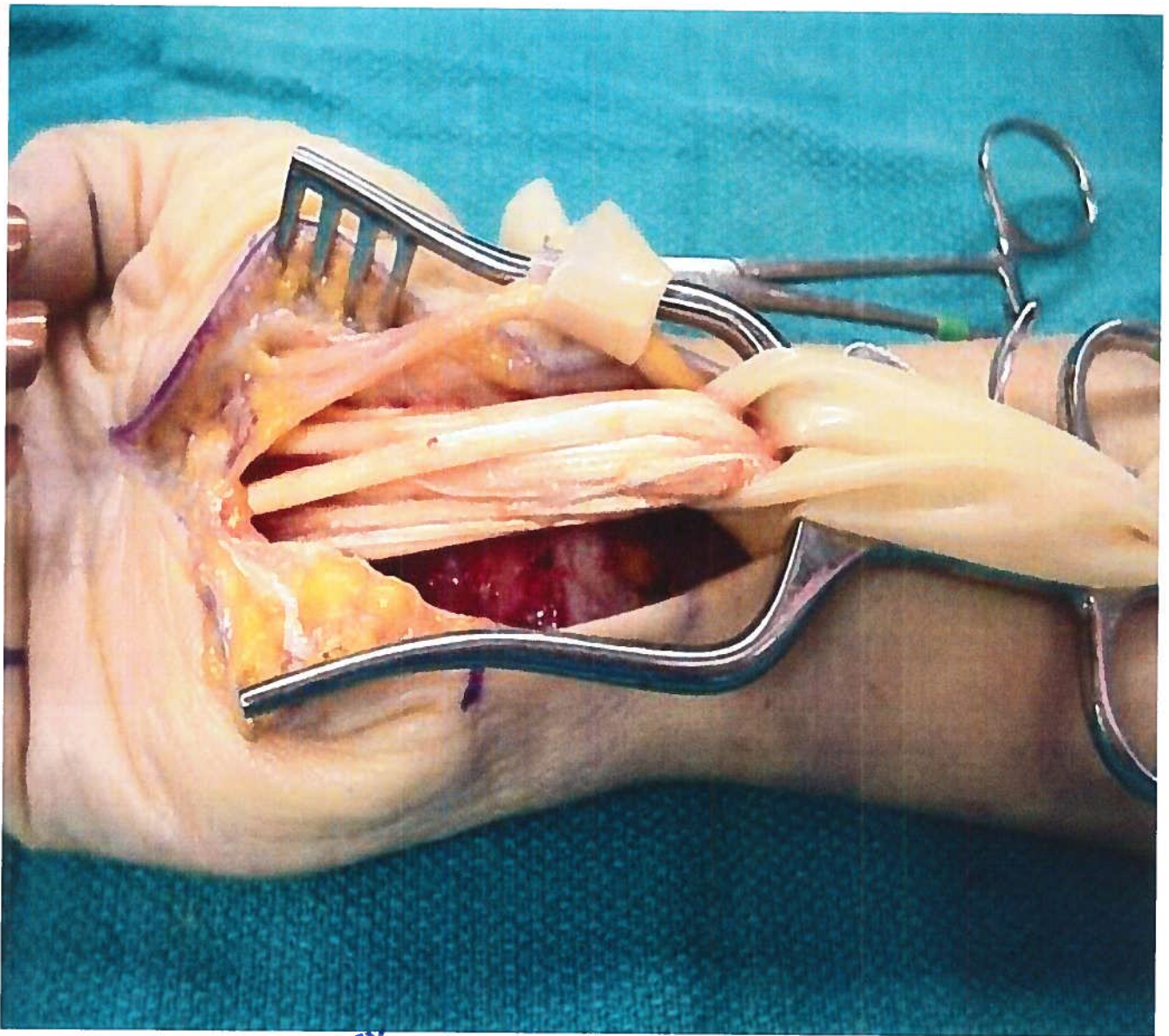
*S. Kumar Sankar*  
*V. Geetha Sankar*

**SURESH SUKUMARAN**  
Chief Executive Officer  
SAFE STONE GROUPS

*A. Kumar*  
*[Handwritten signatures]*



For everyone who works daily on a computer. The mistakes daily mouse and keyboard usage may result in **Carpal Tunnel Syndrome!** Use the mouse and keyboard correctly. View below for the surgery of a patient suffering from Carpal Tunnel Syndrome followed by the RIGHT TECHNIQUES for usage....



*A. Adhik. K. Swamy*  
**ADHI.K.SWAMY**  
 GM OPERATIONS  
 SAFE STONE GROUPS  
*S. Perarar Samsir*  
*V. Geja Sushma*

*S. Perarar Samsir*  
**SURISH SUKUMARAN**  
 Chief Executive Officer  
 SAFE STONE GROUPS  
 113  
*V. Geja Sushma*  
*Ar26*



**Any Suggestion /  
Ideas  
&  
Recommendation  
To promote Safety  
Culture at Site**

*A. K. Swamy*  
**ADHI.K.SWAMY**  
GM OPERATIONS  
SAFE STONE GROUPS



*Suresh Sukumaran*  
**SURESH SUKUMARAN**  
Chief Executive Officer  
SAFE STONE GROUPS



*N. Mohan*  
*A. Kumar*  
*Prakash*

*Prakash*

*S. Pravar Sanyal*

*V. Geja Sushma*  
*Kal*  
*Seer*  
*Prakash*



**Safety is you**  
at work  
at home  
at play  
and your family



لتجعل اسرتك سعيدة .....

حافظ على حياتك .....

TO KEEP FAMILY HAPPY !!!

YOUR LIFE IS PRECIOUS !!!



अपने परिवार को खुश रखने के लिए आपका जीवन बहुमूल्य है ।

# Thank You



**ADHI.K.SWAMY**  
GM OPERATIONS  
SAFE STONE GROUPS

*Handwritten signatures and names:*  
A. K. Swamy  
A. K. Swamy  
A. K. Swamy



*Handwritten signatures and names:*  
S. Prasad  
S. Prasad  
S. Prasad

**SURESH SUKUMARAN**  
Chief Executive Officer  
SAFE STONE GROUPS

*Handwritten signatures and names:*  
V. Geeta Sushma  
S. Prasad  
S. Prasad



**Safety is you**  
at work  
at home  
at play  
and your family



**SAFETY FIRST!**

**SAFETY**  
IS NO ACCIDENT

SAFETY BEGINS WITH ME

THINK SAFETY FIRST

WORK THINK SAFELY

! NO INDUCTION? NO JOB!

I keep myself safe.  
I keep my workplace safe.  
I keep others in my workplace safe.

# Thank You

*In Krf  
V. Gejapushma*



*A. Swamy*  
**ADHI.K.SWAMY**  
GM OPERATIONS  
SAFE STONE GROUPS



*Suresh Sukumaran*  
**SURESH SUKUMARAN**  
Chief Executive Officer  
SAFE STONE GROUPS

*A. Kumar*

*Dr. Srinivas*

*S. Prasad Srinivas*

*Kal*

*Arjun*